



THE SHORT TERM SHOP

BROKERED BY
expTM
REALTY

Revenue (50th Percentile)

| Bedrooms | January | February | March | April | May | June | July | August | September | October | November | December | Total |
|-------------|-------------|------------|------------|------------|------------|------------|------------|------------|------------|------------|-------------|-------------|--------------|
| Bedrooms 1 | \$3,226.00 | \$2,661.00 | \$1,767.00 | \$1,419.00 | \$1,152.00 | \$1,543.00 | \$2,100.00 | \$1,546.00 | \$1,855.00 | \$2,221.00 | \$3,184.00 | \$5,174.00 | \$27,848.00 |
| Bedrooms 2 | \$3,158.00 | \$2,839.00 | \$1,891.00 | \$1,265.00 | \$1,420.00 | \$1,717.00 | \$2,401.00 | \$1,834.00 | \$1,963.00 | \$2,480.00 | \$3,754.00 | \$5,968.00 | \$30,690.00 |
| Bedrooms 3 | \$4,094.00 | \$3,866.00 | \$2,587.00 | \$2,223.00 | \$1,812.00 | \$2,380.00 | \$3,595.00 | \$2,851.00 | \$2,859.00 | \$3,538.00 | \$5,550.00 | \$8,510.00 | \$43,865.00 |
| Bedrooms 4 | \$6,252.00 | \$5,680.00 | \$3,708.00 | \$2,819.00 | \$2,747.00 | \$3,510.00 | \$4,706.00 | \$3,690.00 | \$3,414.00 | \$4,671.00 | \$7,746.00 | \$11,974.00 | \$60,917.00 |
| Bedrooms 5 | \$8,373.00 | \$8,098.00 | \$5,348.00 | \$4,285.00 | \$3,730.00 | \$5,059.00 | \$8,854.00 | \$6,813.00 | \$6,577.00 | \$7,900.00 | \$14,348.00 | \$20,488.00 | \$99,873.00 |
| Bedrooms 6+ | \$10,147.00 | \$8,079.00 | \$9,060.00 | \$4,399.00 | \$3,956.00 | \$8,029.00 | \$8,250.00 | \$4,464.00 | \$5,352.00 | \$6,428.00 | \$16,742.00 | \$24,536.00 | \$109,442.00 |

Revenue (75th Percentile)


| Bedrooms | January | February | March | April | May | June | July | August | September | October | November | December | Total |
|-------------|-------------|-------------|-------------|-------------|------------|------------|-------------|-------------|-------------|-------------|-------------|-------------|--------------|
| Bedrooms 1 | \$3,829.00 | \$3,594.00 | \$2,478.00 | \$2,225.00 | \$1,945.00 | \$2,226.00 | \$2,878.00 | \$2,427.00 | \$2,494.00 | \$2,910.00 | \$4,832.00 | \$6,734.00 | \$38,572.00 |
| Bedrooms 2 | \$4,246.00 | \$3,733.00 | \$2,886.00 | \$2,650.00 | \$2,441.00 | \$2,940.00 | \$3,777.00 | \$3,191.00 | \$3,102.00 | \$3,659.00 | \$5,500.00 | \$7,866.00 | \$45,991.00 |
| Bedrooms 3 | \$5,531.00 | \$4,968.00 | \$3,902.00 | \$3,505.00 | \$3,476.00 | \$4,252.00 | \$4,958.00 | \$4,106.00 | \$4,129.00 | \$4,905.00 | \$8,232.00 | \$10,984.00 | \$62,948.00 |
| Bedrooms 4 | \$8,131.00 | \$7,603.00 | \$5,909.00 | \$4,994.00 | \$5,193.00 | \$5,596.00 | \$6,746.00 | \$6,150.00 | \$5,447.00 | \$6,808.00 | \$12,438.00 | \$15,842.00 | \$90,857.00 |
| Bedrooms 5 | \$11,855.00 | \$10,264.00 | \$8,945.00 | \$7,218.00 | \$5,992.00 | \$7,975.00 | \$12,875.00 | \$11,118.00 | \$10,623.00 | \$12,372.00 | \$19,906.00 | \$27,546.00 | \$146,689.00 |
| Bedrooms 6+ | \$13,757.00 | \$10,335.00 | \$13,951.00 | \$10,655.00 | \$7,366.00 | \$9,320.00 | \$15,299.00 | \$13,352.00 | \$12,665.00 | \$14,663.00 | \$24,370.00 | \$36,608.00 | \$182,341.00 |

Revenue (90th Percentile)

| Bedrooms | January | February | March | April | May | June | July | August | September | October | November | December | Total |
|-------------|-------------|-------------|-------------|-------------|-------------|-------------|-------------|-------------|-------------|-------------|-------------|-------------|--------------|
| Bedrooms 1 | \$4,476.00 | \$4,234.00 | \$3,140.00 | \$2,580.00 | \$2,534.00 | \$3,084.00 | \$3,372.00 | \$3,184.00 | \$3,169.00 | \$3,524.00 | \$6,220.00 | \$8,500.00 | \$48,017.00 |
| Bedrooms 2 | \$5,265.00 | \$4,770.00 | \$3,900.00 | \$3,952.00 | \$4,202.00 | \$4,232.00 | \$5,025.00 | \$4,800.00 | \$4,343.00 | \$4,735.00 | \$7,478.00 | \$9,986.00 | \$62,688.00 |
| Bedrooms 3 | \$7,200.00 | \$5,900.00 | \$5,032.00 | \$5,030.00 | \$5,054.00 | \$5,643.00 | \$6,457.00 | \$5,826.00 | \$5,883.00 | \$6,548.00 | \$10,642.00 | \$14,030.00 | \$83,245.00 |
| Bedrooms 4 | \$10,479.00 | \$9,760.00 | \$7,950.00 | \$7,182.00 | \$7,328.00 | \$8,058.00 | \$9,725.00 | \$8,495.00 | \$8,014.00 | \$9,010.00 | \$16,694.00 | \$21,940.00 | \$124,635.00 |
| Bedrooms 5 | \$14,997.00 | \$13,248.00 | \$11,294.00 | \$10,655.00 | \$10,823.00 | \$12,073.00 | \$15,149.00 | \$12,904.00 | \$13,318.00 | \$14,663.00 | \$25,510.00 | \$33,308.00 | \$187,942.00 |
| Bedrooms 6+ | \$18,062.00 | \$15,749.00 | \$16,528.00 | \$12,199.00 | \$11,016.00 | \$15,339.00 | \$19,004.00 | \$13,605.00 | \$13,318.00 | \$16,059.00 | \$25,510.00 | \$46,036.00 | \$222,425.00 |

BANNER ELK 2022

DISCLAIMER: The ultra-luxury category on AirDNA was excluded from this data in order to provide more conservative and realistic data.



THE SHORT TERM SHOP

BROKERED BY
expTM
REALTY

Revenue (50th Percentile)

| Bedrooms | January | February | March | April | May | June | July | August | September | October | November | December | Total |
|-------------|-----------------|-----------------|-----------------|-----------------|-----------------|-----------------|-----------------|-----------------|-----------------|-----------------|-----------------|-----------------|-----------------|
| Bedrooms 1 | \$3,386.00 | \$2,661.00 | \$1,952.00 | \$1,026.00 | \$993.00 | \$1,187.00 | \$1,907.00 | \$1,317.00 | \$1,820.00 | \$1,835.00 | \$2,686.00 | \$5,442.00 | \$26,212.00 |
| Bedrooms 2 | \$3,669.00 | \$2,900.00 | \$1,770.00 | \$856.00 | \$943.00 | \$1,206.00 | \$2,252.00 | \$1,548.00 | \$1,860.00 | \$2,292.00 | \$3,288.00 | \$6,200.00 | \$28,784.00 |
| Bedrooms 3 | \$4,910.00 | \$4,118.00 | \$2,605.00 | \$1,540.00 | \$1,030.00 | \$1,600.00 | \$3,705.00 | \$2,300.00 | \$2,598.00 | \$3,116.00 | \$5,422.00 | \$8,826.00 | \$41,770.00 |
| Bedrooms 4 | \$6,570.00 | \$5,840.00 | \$3,147.00 | \$2,140.00 | \$1,832.00 | \$3,184.00 | \$4,371.00 | \$3,228.00 | \$2,863.00 | \$4,015.00 | \$6,992.00 | \$11,572.00 | \$55,754.00 |
| Bedrooms 5 | \$9,274.00 | \$8,165.00 | \$5,121.00 | \$3,628.00 | \$2,590.00 | \$3,910.00 | \$7,657.00 | \$6,518.00 | \$5,463.00 | \$6,113.00 | \$13,528.00 | \$19,214.00 | \$91,181.00 |
| Bedrooms 6+ | Not enough data | Not enough data | Not enough data | Not enough data | Not enough data | Not enough data | Not enough data | Not enough data | Not enough data | Not enough data | Not enough data | Not enough data | Not enough data |

Revenue (75th Percentile)

| Bedrooms | January | February | March | April | May | June | July | August | September | October | November | December | Total |
|-------------|-----------------|-----------------|-----------------|-----------------|-----------------|-----------------|-----------------|-----------------|-----------------|-----------------|-----------------|-----------------|-----------------|
| Bedrooms 1 | \$4,235.00 | \$3,825.00 | \$2,474.00 | \$1,455.00 | \$1,487.00 | \$1,910.00 | \$2,469.00 | \$1,876.00 | \$2,194.00 | \$2,338.00 | \$3,804.00 | \$7,168.00 | \$35,255.00 |
| Bedrooms 2 | \$4,135.00 | \$3,536.00 | \$2,706.00 | \$1,688.00 | \$1,564.00 | \$2,103.00 | \$3,172.00 | \$2,749.00 | \$2,791.00 | \$2,992.00 | \$4,592.00 | \$8,468.00 | \$40,496.00 |
| Bedrooms 3 | \$5,948.00 | \$4,949.00 | \$3,591.00 | \$2,227.00 | \$1,988.00 | \$2,696.00 | \$4,373.00 | \$3,584.00 | \$3,825.00 | \$4,105.00 | \$7,346.00 | \$11,390.00 | \$56,022.00 |
| Bedrooms 4 | \$8,042.00 | \$7,534.00 | \$4,477.00 | \$3,483.00 | \$3,455.00 | \$3,875.00 | \$6,236.00 | \$5,225.00 | \$4,672.00 | \$5,805.00 | \$10,412.00 | \$16,316.00 | \$79,532.00 |
| Bedrooms 5 | \$11,487.00 | \$10,067.00 | \$6,690.00 | \$4,942.00 | \$5,775.00 | \$6,962.00 | \$10,908.00 | \$10,972.00 | \$7,874.00 | \$10,657.00 | \$18,580.00 | \$27,410.00 | \$132,324.00 |
| Bedrooms 6+ | Not enough data | Not enough data | Not enough data | Not enough data | Not enough data | Not enough data | Not enough data | Not enough data | Not enough data | Not enough data | Not enough data | Not enough data | Not enough data |

Revenue (90th Percentile)

| Bedrooms | January | February | March | April | May | June | July | August | September | October | November | December | Total |
|-------------|-----------------|-----------------|-----------------|-----------------|-----------------|-----------------|-----------------|-----------------|-----------------|-----------------|-----------------|-----------------|-----------------|
| Bedrooms 1 | \$4,433.00 | \$4,912.00 | \$2,796.00 | \$2,290.00 | \$1,988.00 | \$2,204.00 | \$3,005.00 | \$2,427.00 | \$2,485.00 | \$2,783.00 | \$4,476.00 | \$8,684.00 | \$42,483.00 |
| Bedrooms 2 | \$5,265.00 | \$4,511.00 | \$3,608.00 | \$3,160.00 | \$2,986.00 | \$3,151.00 | \$4,316.00 | \$4,217.00 | \$3,988.00 | \$4,277.00 | \$6,990.00 | \$9,864.00 | \$56,333.00 |
| Bedrooms 3 | \$7,799.00 | \$5,698.00 | \$4,421.00 | \$2,876.00 | \$2,635.00 | \$3,955.00 | \$5,203.00 | \$4,614.00 | \$5,821.00 | \$5,837.00 | \$10,706.00 | \$14,150.00 | \$73,715.00 |
| Bedrooms 4 | \$10,103.00 | \$9,520.00 | \$6,007.00 | \$5,183.00 | \$4,931.00 | \$5,195.00 | \$7,979.00 | \$6,785.00 | \$6,598.00 | \$7,589.00 | \$16,694.00 | \$22,150.00 | \$108,734.00 |
| Bedrooms 5 | \$13,135.00 | \$12,050.00 | \$9,174.00 | \$7,665.00 | \$7,442.00 | \$9,320.00 | \$13,782.00 | \$12,494.00 | \$11,203.00 | \$13,186.00 | \$24,944.00 | \$36,608.00 | \$171,003.00 |
| Bedrooms 6+ | Not enough data | Not enough data | Not enough data | Not enough data | Not enough data | Not enough data | Not enough data | Not enough data | Not enough data | Not enough data | Not enough data | Not enough data | Not enough data |

BEECH MOUNTAIN 2022

DISCLAIMER: The ultra-luxury category on AirDNA was excluded from this data in order to provide more conservative and realistic data.



THE SHORT TERM SHOP

BROKERED BY
expTM
REALTY

Revenue (50th Percentile)

| Bedrooms | January | February | March | April | May | June | July | August | September | October | November | December | Total |
|-------------|-----------------|-----------------|-----------------|-----------------|-----------------|-----------------|-----------------|-----------------|-----------------|-----------------|-----------------|-----------------|-----------------|
| Bedrooms 1 | \$2,460.00 | \$1,934.00 | \$2,389.00 | \$2,703.00 | \$1,921.00 | \$2,093.00 | \$2,762.00 | \$1,888.00 | \$1,414.00 | \$2,900.00 | \$5,168.00 | \$4,162.00 | \$31,794.00 |
| Bedrooms 2 | \$3,634.00 | \$3,270.00 | \$3,053.00 | \$3,435.00 | \$3,327.00 | \$4,100.00 | \$4,113.00 | \$3,708.00 | \$4,068.00 | \$4,967.00 | \$6,848.00 | \$8,008.00 | \$52,531.00 |
| Bedrooms 3 | \$3,063.00 | \$3,523.00 | \$2,546.00 | \$2,472.00 | \$2,436.00 | \$3,246.00 | \$4,854.00 | \$3,383.00 | \$2,939.00 | \$4,305.00 | \$6,538.00 | \$8,856.00 | \$48,163.00 |
| Bedrooms 4 | \$3,840.00 | \$4,040.00 | \$4,845.00 | \$4,332.00 | \$4,422.00 | \$4,689.00 | \$5,070.00 | \$5,629.00 | \$5,354.00 | \$6,679.00 | \$14,412.00 | \$14,924.00 | \$78,236.00 |
| Bedrooms 5 | \$8,166.00 | \$6,091.00 | \$6,260.00 | \$4,385.00 | \$5,800.00 | \$9,342.00 | \$10,558.00 | \$9,967.00 | \$8,386.00 | \$12,381.00 | \$15,820.00 | \$21,030.00 | \$118,186.00 |
| Bedrooms 6+ | Not enough data | Not enough data | Not enough data | Not enough data | Not enough data | Not enough data | Not enough data | Not enough data | Not enough data | Not enough data | Not enough data | Not enough data | Not enough data |

Revenue (75th Percentile)


| Bedrooms | January | February | March | April | May | June | July | August | September | October | November | December | Total |
|-------------|-----------------|-----------------|-----------------|-----------------|-----------------|-----------------|-----------------|-----------------|-----------------|-----------------|-----------------|-----------------|-----------------|
| Bedrooms 1 | \$2,996.00 | \$3,035.00 | \$2,790.00 | \$3,495.00 | \$2,769.00 | \$2,651.00 | \$3,310.00 | \$3,291.00 | \$3,140.00 | \$3,759.00 | \$7,234.00 | \$7,270.00 | \$45,740.00 |
| Bedrooms 2 | \$4,450.00 | \$3,961.00 | \$3,939.00 | \$4,208.00 | \$4,200.00 | \$4,532.00 | \$5,171.00 | \$4,909.00 | \$4,531.00 | \$5,674.00 | \$9,038.00 | \$10,304.00 | \$64,917.00 |
| Bedrooms 3 | \$4,547.00 | \$5,853.00 | \$3,301.00 | \$3,556.00 | \$3,562.00 | \$4,203.00 | \$7,308.00 | \$6,131.00 | \$4,628.00 | \$6,485.00 | \$8,928.00 | \$12,490.00 | \$70,992.00 |
| Bedrooms 4 | \$5,544.00 | \$5,779.00 | \$5,342.00 | \$6,619.00 | \$6,724.00 | \$6,120.00 | \$8,136.00 | \$6,771.00 | \$8,811.00 | \$9,863.00 | \$17,222.00 | \$20,470.00 | \$107,401.00 |
| Bedrooms 5 | \$10,699.00 | \$8,870.00 | \$6,990.00 | \$8,326.00 | \$7,806.00 | \$10,261.00 | \$14,349.00 | \$12,059.00 | \$11,976.00 | \$13,290.00 | \$20,650.00 | \$25,676.00 | \$130,952.00 |
| Bedrooms 6+ | Not enough data | Not enough data | Not enough data | Not enough data | Not enough data | Not enough data | Not enough data | Not enough data | Not enough data | Not enough data | Not enough data | Not enough data | Not enough data |

Revenue (90th Percentile)

| Bedrooms | January | February | March | April | May | June | July | August | September | October | November | December | Total |
|-------------|-----------------|-----------------|-----------------|-----------------|-----------------|-----------------|-----------------|-----------------|-----------------|-----------------|-----------------|-----------------|-----------------|
| Bedrooms 1 | \$4,136.00 | \$3,086.00 | \$3,320.00 | \$4,534.00 | \$3,314.00 | \$3,593.00 | \$3,319.00 | \$3,697.00 | \$3,203.00 | \$4,095.00 | \$9,934.00 | \$7,750.00 | \$53,981.00 |
| Bedrooms 2 | \$5,306.00 | \$4,188.00 | \$4,359.00 | \$4,924.00 | \$5,026.00 | \$5,085.00 | \$5,938.00 | \$5,118.00 | \$5,211.00 | \$6,588.00 | \$12,510.00 | \$11,928.00 | \$76,181.00 |
| Bedrooms 3 | \$5,392.00 | \$7,240.00 | \$5,396.00 | \$5,197.00 | \$5,712.00 | \$7,028.00 | \$8,738.00 | \$7,364.00 | \$6,882.00 | \$7,970.00 | \$11,162.00 | \$15,642.00 | \$93,723.00 |
| Bedrooms 4 | \$8,443.00 | \$6,586.00 | \$7,785.00 | \$9,238.00 | \$7,305.00 | \$7,183.00 | \$10,811.00 | \$9,502.00 | \$9,913.00 | \$11,231.00 | \$20,406.00 | \$28,420.00 | \$136,823.00 |
| Bedrooms 5 | \$13,529.00 | \$12,275.00 | \$9,121.00 | \$10,073.00 | \$12,069.00 | \$13,802.00 | \$17,062.00 | \$13,906.00 | \$14,493.00 | \$15,036.00 | \$27,326.00 | \$27,966.00 | \$186,658.00 |
| Bedrooms 6+ | Not enough data | Not enough data | Not enough data | Not enough data | Not enough data | Not enough data | Not enough data | Not enough data | Not enough data | Not enough data | Not enough data | Not enough data | Not enough data |

BLOWING ROCK 2022

DISCLAIMER: The ultra-luxury category on AirDNA was excluded from this data in order to provide more conservative and realistic data.



THE SHORT TERM SHOP

BROKERED BY
expTM
REALTY

Revenue (50th Percentile)

| Bedrooms | January | February | March | April | May | June | July | August | September | October | November | December | Total |
|-------------|-----------------|-----------------|-----------------|-----------------|-----------------|-----------------|-----------------|-----------------|-----------------|-----------------|-----------------|-----------------|-----------------|
| Bedrooms 1 | \$1,680.00 | \$1,597.00 | \$1,545.00 | \$1,641.00 | \$1,721.00 | \$1,656.00 | \$2,203.00 | \$1,612.00 | \$1,815.00 | \$2,268.00 | \$3,300.00 | \$2,992.00 | \$24,030.00 |
| Bedrooms 2 | \$2,076.00 | \$2,359.00 | \$1,878.00 | \$2,128.00 | \$2,059.00 | \$2,609.00 | \$3,388.00 | \$3,063.00 | \$2,658.00 | \$3,554.00 | \$4,590.00 | \$5,178.00 | \$35,540.00 |
| Bedrooms 3 | \$3,863.00 | \$3,481.00 | \$3,054.00 | \$3,000.00 | \$2,519.00 | \$3,136.00 | \$4,778.00 | \$4,271.00 | \$3,636.00 | \$4,973.00 | \$7,940.00 | \$8,738.00 | \$53,389.00 |
| Bedrooms 4 | \$3,462.00 | \$3,996.00 | \$2,735.00 | \$3,481.00 | \$3,073.00 | \$3,402.00 | \$6,109.00 | \$4,711.00 | \$4,348.00 | \$6,570.00 | \$9,520.00 | \$11,192.00 | \$62,599.00 |
| Bedrooms 5 | \$5,243.00 | \$5,650.00 | \$4,088.00 | \$4,885.00 | \$6,485.00 | \$5,532.00 | \$8,974.00 | \$8,153.00 | \$5,912.00 | \$6,706.00 | \$14,324.00 | \$16,612.00 | \$92,564.00 |
| Bedrooms 6+ | Not enough data | Not enough data | Not enough data | Not enough data | Not enough data | Not enough data | Not enough data | Not enough data | Not enough data | Not enough data | Not enough data | Not enough data | Not enough data |

Revenue (75th Percentile)

| Bedrooms | January | February | March | April | May | June | July | August | September | October | November | December | Total |
|-------------|-----------------|-----------------|-----------------|-----------------|-----------------|-----------------|-----------------|-----------------|-----------------|-----------------|-----------------|-----------------|-----------------|
| Bedrooms 1 | \$2,324.00 | \$2,128.00 | \$2,194.00 | \$2,597.00 | \$2,733.00 | \$2,512.00 | \$3,003.00 | \$2,296.00 | \$2,735.00 | \$3,207.00 | \$5,198.00 | \$5,840.00 | \$36,767.00 |
| Bedrooms 2 | \$3,326.00 | \$3,100.00 | \$3,004.00 | \$3,097.00 | \$2,927.00 | \$3,575.00 | \$4,188.00 | \$4,054.00 | \$3,925.00 | \$4,582.00 | \$6,982.00 | \$7,926.00 | \$50,686.00 |
| Bedrooms 3 | \$5,202.00 | \$4,584.00 | \$4,689.00 | \$4,495.00 | \$4,764.00 | \$4,837.00 | \$6,081.00 | \$5,603.00 | \$4,830.00 | \$6,517.00 | \$10,292.00 | \$11,584.00 | \$73,478.00 |
| Bedrooms 4 | \$5,036.00 | \$4,957.00 | \$5,436.00 | \$4,418.00 | \$4,085.00 | \$5,512.00 | \$7,828.00 | \$6,082.00 | \$6,728.00 | \$8,133.00 | \$12,592.00 | \$15,448.00 | \$86,255.00 |
| Bedrooms 5 | \$8,055.00 | \$6,904.00 | \$7,348.00 | \$6,365.00 | \$7,043.00 | \$9,615.00 | \$14,267.00 | \$11,328.00 | \$7,802.00 | \$8,760.00 | \$19,386.00 | \$24,656.00 | \$131,529.00 |
| Bedrooms 6+ | Not enough data | Not enough data | Not enough data | Not enough data | Not enough data | Not enough data | Not enough data | Not enough data | Not enough data | Not enough data | Not enough data | Not enough data | Not enough data |

Revenue (90th Percentile)

| Bedrooms | January | February | March | April | May | June | July | August | September | October | November | December | Total |
|-------------|-----------------|-----------------|-----------------|-----------------|-----------------|-----------------|-----------------|-----------------|-----------------|-----------------|-----------------|-----------------|-----------------|
| Bedrooms 1 | \$2,610.00 | \$2,502.00 | \$2,860.00 | \$3,144.00 | \$3,147.00 | \$2,888.00 | \$3,462.00 | \$3,335.00 | \$3,582.00 | \$3,763.00 | \$7,184.00 | \$7,334.00 | \$45,811.00 |
| Bedrooms 2 | \$3,996.00 | \$4,019.00 | \$4,251.00 | \$3,862.00 | \$3,597.00 | \$4,764.00 | \$4,884.00 | \$5,168.00 | \$4,722.00 | \$5,518.00 | \$9,280.00 | \$9,722.00 | \$63,783.00 |
| Bedrooms 3 | \$6,504.00 | \$6,172.00 | \$5,385.00 | \$5,810.00 | \$5,518.00 | \$6,078.00 | \$7,769.00 | \$7,102.00 | \$6,081.00 | \$7,871.00 | \$12,994.00 | \$14,146.00 | \$91,430.00 |
| Bedrooms 4 | \$5,894.00 | \$6,130.00 | \$6,484.00 | \$6,957.00 | \$6,220.00 | \$7,345.00 | \$10,761.00 | \$9,006.00 | \$7,791.00 | \$10,450.00 | \$17,824.00 | \$24,376.00 | \$119,238.00 |
| Bedrooms 5 | \$11,218.00 | \$10,145.00 | \$11,027.00 | \$9,851.00 | \$11,217.00 | \$13,473.00 | \$20,200.00 | \$14,431.00 | \$14,908.00 | \$11,830.00 | \$24,110.00 | \$38,274.00 | \$190,684.00 |
| Bedrooms 6+ | Not enough data | Not enough data | Not enough data | Not enough data | Not enough data | Not enough data | Not enough data | Not enough data | Not enough data | Not enough data | Not enough data | Not enough data | Not enough data |

BOONE 2022

DISCLAIMER: The ultra-luxury category on AirDNA was excluded from this data in order to provide more conservative and realistic data.



THE SHORT TERM SHOP

BROKERED BY
expTM
REALTY

Revenue (50th Percentile)

| Bedrooms | January | February | March | April | May | June | July | August | September | October | November | December | Total |
|-------------|-----------------|-----------------|-----------------|-----------------|-----------------|-----------------|-----------------|-----------------|-----------------|-----------------|-----------------|-----------------|-----------------|
| Bedrooms 1 | Not enough data | Not enough data | Not enough data | Not enough data | Not enough data | Not enough data | Not enough data | Not enough data | Not enough data | Not enough data | Not enough data | Not enough data | Not enough data |
| Bedrooms 2 | \$2,738.00 | \$3,214.00 | \$2,665.00 | \$2,467.00 | \$2,848.00 | \$2,902.00 | \$2,975.00 | \$2,685.00 | \$2,240.00 | \$2,927.00 | \$4,904.00 | \$6,182.00 | \$38,747.00 |
| Bedrooms 3 | \$3,408.00 | \$3,338.00 | \$1,321.00 | \$2,733.00 | \$2,820.00 | \$3,632.00 | \$4,921.00 | \$4,393.00 | \$3,717.00 | \$4,111.00 | \$6,908.00 | \$8,600.00 | \$49,902.00 |
| Bedrooms 4 | Not enough data | Not enough data | Not enough data | Not enough data | Not enough data | Not enough data | Not enough data | Not enough data | Not enough data | Not enough data | Not enough data | Not enough data | Not enough data |
| Bedrooms 5 | Not enough data | Not enough data | Not enough data | Not enough data | Not enough data | Not enough data | Not enough data | Not enough data | Not enough data | Not enough data | Not enough data | Not enough data | Not enough data |
| Bedrooms 6+ | Not enough data | Not enough data | Not enough data | Not enough data | Not enough data | Not enough data | Not enough data | Not enough data | Not enough data | Not enough data | Not enough data | Not enough data | Not enough data |

Revenue (75th Percentile)


| Bedrooms | January | February | March | April | May | June | July | August | September | October | November | December | Total |
|-------------|-----------------|-----------------|-----------------|-----------------|-----------------|-----------------|-----------------|-----------------|-----------------|-----------------|-----------------|-----------------|-----------------|
| Bedrooms 1 | Not enough data | Not enough data | Not enough data | Not enough data | Not enough data | Not enough data | Not enough data | Not enough data | Not enough data | Not enough data | Not enough data | Not enough data | Not enough data |
| Bedrooms 2 | \$3,217.00 | \$3,918.00 | \$3,240.00 | \$2,677.00 | \$3,272.00 | \$3,402.00 | \$3,623.00 | \$2,812.00 | \$3,206.00 | \$3,908.00 | \$8,516.00 | \$9,300.00 | \$51,091.00 |
| Bedrooms 3 | \$4,401.00 | \$3,555.00 | \$3,191.00 | \$3,399.00 | \$4,227.00 | \$5,144.00 | \$6,584.00 | \$5,640.00 | \$5,016.00 | \$6,297.00 | \$8,850.00 | \$10,696.00 | \$67,000.00 |
| Bedrooms 4 | Not enough data | Not enough data | Not enough data | Not enough data | Not enough data | Not enough data | Not enough data | Not enough data | Not enough data | Not enough data | Not enough data | Not enough data | Not enough data |
| Bedrooms 5 | Not enough data | Not enough data | Not enough data | Not enough data | Not enough data | Not enough data | Not enough data | Not enough data | Not enough data | Not enough data | Not enough data | Not enough data | Not enough data |
| Bedrooms 6+ | Not enough data | Not enough data | Not enough data | Not enough data | Not enough data | Not enough data | Not enough data | Not enough data | Not enough data | Not enough data | Not enough data | Not enough data | Not enough data |

Revenue (90th Percentile)

| Bedrooms | January | February | March | April | May | June | July | August | September | October | November | December | Total |
|-------------|-----------------|-----------------|-----------------|-----------------|-----------------|-----------------|-----------------|-----------------|-----------------|-----------------|-----------------|-----------------|-----------------|
| Bedrooms 1 | Not enough data | Not enough data | Not enough data | Not enough data | Not enough data | Not enough data | Not enough data | Not enough data | Not enough data | Not enough data | Not enough data | Not enough data | Not enough data |
| Bedrooms 2 | \$3,348.00 | \$4,079.00 | \$4,679.00 | \$2,866.00 | \$4,459.00 | \$3,895.00 | \$4,564.00 | \$5,856.00 | \$3,540.00 | \$4,536.00 | \$10,848.00 | \$11,630.00 | \$64,300.00 |
| Bedrooms 3 | \$4,869.00 | \$3,774.00 | \$4,100.00 | \$3,637.00 | \$4,468.00 | \$6,153.00 | \$7,569.00 | \$6,288.00 | \$6,039.00 | \$7,548.00 | \$12,340.00 | \$16,038.00 | \$62,823.00 |
| Bedrooms 4 | Not enough data | Not enough data | Not enough data | Not enough data | Not enough data | Not enough data | Not enough data | Not enough data | Not enough data | Not enough data | Not enough data | Not enough data | Not enough data |
| Bedrooms 5 | Not enough data | Not enough data | Not enough data | Not enough data | Not enough data | Not enough data | Not enough data | Not enough data | Not enough data | Not enough data | Not enough data | Not enough data | Not enough data |
| Bedrooms 6+ | Not enough data | Not enough data | Not enough data | Not enough data | Not enough data | Not enough data | Not enough data | Not enough data | Not enough data | Not enough data | Not enough data | Not enough data | Not enough data |

DEEP GAP 2022

DISCLAIMER: The ultra-luxury category on AirDNA was excluded from this data in order to provide more conservative and realistic data.



THE SHORT TERM SHOP

BROKERED BY
expTM
REALTY

Revenue (50th Percentile)

| Bedrooms | January | February | March | April | May | June | July | August | September | October | November | December | Total |
|-------------|-----------------|-----------------|-----------------|-----------------|-----------------|-----------------|-----------------|-----------------|-----------------|-----------------|-----------------|-----------------|-----------------|
| Bedrooms 1 | \$975.00 | \$1,133.00 | \$1,231.00 | \$1,103.00 | \$943.00 | \$1,113.00 | \$1,623.00 | \$1,572.00 | \$1,577.00 | \$1,966.00 | \$2,866.00 | \$2,282.00 | \$18,384.00 |
| Bedrooms 2 | \$2,436.00 | \$2,331.00 | \$1,965.00 | \$1,819.00 | \$1,570.00 | \$2,268.00 | \$3,240.00 | \$2,834.00 | \$2,974.00 | \$3,559.00 | \$5,376.00 | \$4,838.00 | \$35,210.00 |
| Bedrooms 3 | \$2,739.00 | \$2,275.00 | \$1,740.00 | \$2,225.00 | \$1,996.00 | \$2,767.00 | \$2,994.00 | \$2,795.00 | \$1,947.00 | \$3,159.00 | \$4,358.00 | \$5,772.00 | \$34,767.00 |
| Bedrooms 4 | \$3,775.00 | \$3,958.00 | \$2,168.00 | \$2,638.00 | \$1,774.00 | \$3,192.00 | \$3,852.00 | \$3,000.00 | \$4,425.00 | \$5,050.00 | \$7,218.00 | \$6,464.00 | \$47,514.00 |
| Bedrooms 5 | \$5,132.00 | \$3,934.00 | \$3,291.00 | \$4,119.00 | \$1,946.00 | \$4,435.00 | \$8,942.00 | \$7,194.00 | \$4,843.00 | \$7,119.00 | \$10,572.00 | \$16,230.00 | \$77,757.00 |
| Bedrooms 6+ | Not enough data | Not enough data | Not enough data | Not enough data | Not enough data | Not enough data | Not enough data | Not enough data | Not enough data | Not enough data | Not enough data | Not enough data | Not enough data |

Revenue (75th Percentile)

| Bedrooms | January | February | March | April | May | June | July | August | September | October | November | December | Total |
|-------------|-----------------|-----------------|-----------------|-----------------|-----------------|-----------------|-----------------|-----------------|-----------------|-----------------|-----------------|-----------------|-----------------|
| Bedrooms 1 | \$1,982.00 | \$1,819.00 | \$1,966.00 | \$1,924.00 | \$1,714.00 | \$1,836.00 | \$2,838.00 | \$2,359.00 | \$2,284.00 | \$3,196.00 | \$4,170.00 | \$4,202.00 | \$30,290.00 |
| Bedrooms 2 | \$3,362.00 | \$2,923.00 | \$3,405.00 | \$3,198.00 | \$2,891.00 | \$3,262.00 | \$4,178.00 | \$3,760.00 | \$3,808.00 | \$4,550.00 | \$6,942.00 | \$7,722.00 | \$50,001.00 |
| Bedrooms 3 | \$3,643.00 | \$3,040.00 | \$2,964.00 | \$2,898.00 | \$2,916.00 | \$3,533.00 | \$4,558.00 | \$3,881.00 | \$3,150.00 | \$4,460.00 | \$6,282.00 | \$7,694.00 | \$49,019.00 |
| Bedrooms 4 | \$5,486.00 | \$5,607.00 | \$3,077.00 | \$4,236.00 | \$4,116.00 | \$4,430.00 | \$5,550.00 | \$5,016.00 | \$5,044.00 | \$6,028.00 | \$7,600.00 | \$11,318.00 | \$67,508.00 |
| Bedrooms 5 | \$5,164.00 | \$5,149.00 | \$4,212.00 | \$5,362.00 | \$5,183.00 | \$7,971.00 | \$13,627.00 | \$7,769.00 | \$6,417.00 | \$8,850.00 | \$21,776.00 | \$20,996.00 | \$112,476.00 |
| Bedrooms 6+ | Not enough data | Not enough data | Not enough data | Not enough data | Not enough data | Not enough data | Not enough data | Not enough data | Not enough data | Not enough data | Not enough data | Not enough data | Not enough data |

Revenue (90th Percentile)

| Bedrooms | January | February | March | April | May | June | July | August | September | October | November | December | Total |
|-------------|-----------------|-----------------|-----------------|-----------------|-----------------|-----------------|-----------------|-----------------|-----------------|-----------------|-----------------|-----------------|-----------------|
| Bedrooms 1 | \$2,897.00 | \$2,526.00 | \$2,806.00 | \$2,818.00 | \$2,573.00 | \$2,512.00 | \$3,335.00 | \$3,088.00 | \$2,672.00 | \$3,520.00 | \$5,564.00 | \$4,940.00 | \$39,251.00 |
| Bedrooms 2 | \$3,952.00 | \$3,791.00 | \$4,218.00 | \$4,150.00 | \$4,643.00 | \$4,385.00 | \$4,732.00 | \$5,005.00 | \$4,762.00 | \$5,516.00 | \$9,420.00 | \$9,794.00 | \$64,368.00 |
| Bedrooms 3 | \$4,284.00 | \$3,602.00 | \$3,843.00 | \$4,218.00 | \$3,579.00 | \$4,639.00 | \$5,102.00 | \$4,902.00 | \$3,994.00 | \$5,994.00 | \$9,394.00 | \$8,790.00 | \$62,341.00 |
| Bedrooms 4 | \$5,953.00 | \$6,344.00 | \$4,988.00 | \$4,491.00 | \$5,799.00 | \$5,371.00 | \$7,148.00 | \$6,029.00 | \$6,090.00 | \$8,166.00 | \$8,766.00 | \$12,754.00 | \$81,899.00 |
| Bedrooms 5 | \$7,316.00 | \$5,149.00 | \$7,512.00 | \$6,018.00 | \$6,442.00 | \$8,695.00 | \$15,210.00 | \$13,496.00 | \$12,632.00 | \$15,315.00 | \$24,380.00 | \$36,578.00 | \$158,743.00 |
| Bedrooms 6+ | Not enough data | Not enough data | Not enough data | Not enough data | Not enough data | Not enough data | Not enough data | Not enough data | Not enough data | Not enough data | Not enough data | Not enough data | Not enough data |

NEWLAND 2022

DISCLAIMER: The ultra-luxury category on AirDNA was excluded from this data in order to provide more conservative and realistic data.



THE SHORT TERM SHOP

BROKERED BY
expTM
REALTY

Revenue (50th Percentile)

| Bedrooms | January | February | March | April | May | June | July | August | September | October | November | December | Total |
|-------------|-----------------|-----------------|-----------------|-----------------|-----------------|-----------------|-----------------|-----------------|-----------------|-----------------|-----------------|-----------------|-----------------|
| Bedrooms 1 | Not enough data | Not enough data | Not enough data | Not enough data | Not enough data | Not enough data | Not enough data | Not enough data | Not enough data | Not enough data | Not enough data | Not enough data | Not enough data |
| Bedrooms 2 | \$6,296.00 | \$5,422.00 | \$4,789.00 | \$5,048.00 | \$4,375.00 | \$3,996.00 | \$4,357.00 | \$3,934.00 | \$4,201.00 | \$4,871.00 | \$7,898.00 | \$9,866.00 | \$65,033.00 |
| Bedrooms 3 | \$4,842.00 | \$4,424.00 | \$5,081.00 | \$5,468.00 | \$3,625.00 | \$5,187.00 | \$6,340.00 | \$5,254.00 | \$3,962.00 | \$6,327.00 | \$10,832.00 | \$12,744.00 | \$74,086.00 |
| Bedrooms 4 | Not enough data | Not enough data | Not enough data | Not enough data | Not enough data | Not enough data | Not enough data | Not enough data | Not enough data | Not enough data | Not enough data | Not enough data | Not enough data |
| Bedrooms 5 | Not enough data | Not enough data | Not enough data | Not enough data | Not enough data | Not enough data | Not enough data | Not enough data | Not enough data | Not enough data | Not enough data | Not enough data | Not enough data |
| Bedrooms 6+ | Not enough data | Not enough data | Not enough data | Not enough data | Not enough data | Not enough data | Not enough data | Not enough data | Not enough data | Not enough data | Not enough data | Not enough data | Not enough data |

Revenue (75th Percentile)


| Bedrooms | January | February | March | April | May | June | July | August | September | October | November | December | Total |
|-------------|-----------------|-----------------|-----------------|-----------------|-----------------|-----------------|-----------------|-----------------|-----------------|-----------------|-----------------|-----------------|-----------------|
| Bedrooms 1 | Not enough data | Not enough data | Not enough data | Not enough data | Not enough data | Not enough data | Not enough data | Not enough data | Not enough data | Not enough data | Not enough data | Not enough data | Not enough data |
| Bedrooms 2 | \$6,702.00 | \$5,678.00 | \$6,264.00 | \$6,979.00 | \$5,271.00 | \$7,025.00 | \$6,766.00 | \$7,459.00 | \$5,304.00 | \$7,077.00 | \$11,998.00 | \$12,252.00 | \$88,775.00 |
| Bedrooms 3 | \$6,098.00 | \$6,116.00 | \$6,765.00 | \$6,870.00 | \$6,472.00 | \$7,286.00 | \$7,699.00 | \$7,169.00 | \$5,932.00 | \$8,736.00 | \$13,486.00 | \$15,520.00 | \$98,149.00 |
| Bedrooms 4 | Not enough data | Not enough data | Not enough data | Not enough data | Not enough data | Not enough data | Not enough data | Not enough data | Not enough data | Not enough data | Not enough data | Not enough data | Not enough data |
| Bedrooms 5 | Not enough data | Not enough data | Not enough data | Not enough data | Not enough data | Not enough data | Not enough data | Not enough data | Not enough data | Not enough data | Not enough data | Not enough data | Not enough data |
| Bedrooms 6+ | Not enough data | Not enough data | Not enough data | Not enough data | Not enough data | Not enough data | Not enough data | Not enough data | Not enough data | Not enough data | Not enough data | Not enough data | Not enough data |

Revenue (90th Percentile)

| Bedrooms | January | February | March | April | May | June | July | August | September | October | November | December | Total |
|-------------|-----------------|-----------------|-----------------|-----------------|-----------------|-----------------|-----------------|-----------------|-----------------|-----------------|-----------------|-----------------|-----------------|
| Bedrooms 1 | Not enough data | Not enough data | Not enough data | Not enough data | Not enough data | Not enough data | Not enough data | Not enough data | Not enough data | Not enough data | Not enough data | Not enough data | Not enough data |
| Bedrooms 2 | \$7,489.00 | \$5,909.00 | \$6,313.00 | \$7,097.00 | \$7,084.00 | \$7,489.00 | \$8,312.00 | \$7,589.00 | \$6,763.00 | \$7,956.00 | \$13,226.00 | \$13,462.00 | \$98,689.00 |
| Bedrooms 3 | \$8,265.00 | \$8,285.00 | \$8,750.00 | \$7,397.00 | \$7,109.00 | \$8,317.00 | \$10,687.00 | \$8,811.00 | \$7,525.00 | \$9,415.00 | \$14,426.00 | \$17,898.00 | \$116,885.00 |
| Bedrooms 4 | Not enough data | Not enough data | Not enough data | Not enough data | Not enough data | Not enough data | Not enough data | Not enough data | Not enough data | Not enough data | Not enough data | Not enough data | Not enough data |
| Bedrooms 5 | Not enough data | Not enough data | Not enough data | Not enough data | Not enough data | Not enough data | Not enough data | Not enough data | Not enough data | Not enough data | Not enough data | Not enough data | Not enough data |
| Bedrooms 6+ | Not enough data | Not enough data | Not enough data | Not enough data | Not enough data | Not enough data | Not enough data | Not enough data | Not enough data | Not enough data | Not enough data | Not enough data | Not enough data |

SUGAR GROVE 2022

DISCLAIMER: The ultra-luxury category on AirDNA was excluded from this data in order to provide more conservative and realistic data.



THE SHORT TERM SHOP

BROKERED BY
expTM
REALTY

Revenue (50th Percentile)

| Bedrooms | January | February | March | April | May | June | July | August | September | October | November | December | Total |
|-------------|-----------------|-----------------|-----------------|-----------------|-----------------|-----------------|-----------------|-----------------|-----------------|-----------------|-----------------|-----------------|-----------------|
| Bedrooms 1 | \$3,494.00 | \$3,079.00 | \$2,359.00 | \$1,419.00 | \$1,790.00 | \$698.00 | \$1,884.00 | \$1,680.00 | \$1,174.00 | \$2,412.00 | \$3,382.00 | \$5,802.00 | \$29,173.00 |
| Bedrooms 2 | \$2,762.00 | \$2,965.00 | \$1,902.00 | \$1,196.00 | \$1,018.00 | \$1,232.00 | \$2,500.00 | \$1,935.00 | \$1,680.00 | \$2,614.00 | \$3,728.00 | \$6,158.00 | \$29,690.00 |
| Bedrooms 3 | \$2,552.00 | \$3,433.00 | \$2,053.00 | \$1,655.00 | \$1,173.00 | \$1,492.00 | \$2,477.00 | \$2,530.00 | \$2,505.00 | \$3,028.00 | \$4,336.00 | \$7,582.00 | \$34,816.00 |
| Bedrooms 4 | \$2,789.00 | \$6,810.00 | \$3,013.00 | \$1,538.00 | \$2,205.00 | \$1,769.00 | \$3,014.00 | \$3,379.00 | \$2,986.00 | \$3,855.00 | \$6,162.00 | \$10,764.00 | \$48,284.00 |
| Bedrooms 5 | Not enough data | Not enough data | Not enough data | Not enough data | Not enough data | Not enough data | Not enough data | Not enough data | Not enough data | Not enough data | Not enough data | Not enough data | Not enough data |
| Bedrooms 6+ | Not enough data | Not enough data | Not enough data | Not enough data | Not enough data | Not enough data | Not enough data | Not enough data | Not enough data | Not enough data | Not enough data | Not enough data | Not enough data |

Revenue (75th Percentile)

| Bedrooms | January | February | March | April | May | June | July | August | September | October | November | December | Total |
|-------------|-----------------|-----------------|-----------------|-----------------|-----------------|-----------------|-----------------|-----------------|-----------------|-----------------|-----------------|-----------------|-----------------|
| Bedrooms 1 | \$4,673.00 | \$3,969.00 | \$2,953.00 | \$2,409.00 | \$2,301.00 | \$2,138.00 | \$2,623.00 | \$2,560.00 | \$2,183.00 | \$2,951.00 | \$4,860.00 | \$8,594.00 | \$42,214.00 |
| Bedrooms 2 | \$3,952.00 | \$3,584.00 | \$2,880.00 | \$2,124.00 | \$1,982.00 | \$2,167.00 | \$3,270.00 | \$2,911.00 | \$2,655.00 | \$3,575.00 | \$5,262.00 | \$7,686.00 | \$42,048.00 |
| Bedrooms 3 | \$4,250.00 | \$4,582.00 | \$2,678.00 | \$2,274.00 | \$1,603.00 | \$2,443.00 | \$3,246.00 | \$3,526.00 | \$3,960.00 | \$4,103.00 | \$5,686.00 | \$10,396.00 | \$48,747.00 |
| Bedrooms 4 | \$9,458.00 | \$8,103.00 | \$5,675.00 | \$3,379.00 | \$3,383.00 | \$4,064.00 | \$4,899.00 | \$5,336.00 | \$4,345.00 | \$5,084.00 | \$7,792.00 | \$13,836.00 | \$75,354.00 |
| Bedrooms 5 | Not enough data | Not enough data | Not enough data | Not enough data | Not enough data | Not enough data | Not enough data | Not enough data | Not enough data | Not enough data | Not enough data | Not enough data | Not enough data |
| Bedrooms 6+ | Not enough data | Not enough data | Not enough data | Not enough data | Not enough data | Not enough data | Not enough data | Not enough data | Not enough data | Not enough data | Not enough data | Not enough data | Not enough data |

Revenue (90th Percentile)

| Bedrooms | January | February | March | April | May | June | July | August | September | October | November | December | Total |
|-------------|-----------------|-----------------|-----------------|-----------------|-----------------|-----------------|-----------------|-----------------|-----------------|-----------------|-----------------|-----------------|-----------------|
| Bedrooms 1 | \$5,071.00 | \$4,426.00 | \$3,645.00 | \$2,561.00 | \$2,611.00 | \$2,731.00 | \$3,290.00 | \$3,254.00 | \$2,885.00 | \$3,963.00 | \$5,494.00 | \$8,908.00 | \$48,839.00 |
| Bedrooms 2 | \$4,925.00 | \$4,239.00 | \$3,500.00 | \$2,798.00 | \$2,607.00 | \$2,982.00 | \$3,904.00 | \$4,058.00 | \$3,696.00 | \$4,220.00 | \$6,884.00 | \$9,986.00 | \$53,799.00 |
| Bedrooms 3 | \$5,648.00 | \$5,604.00 | \$3,738.00 | \$2,759.00 | \$2,327.00 | \$3,400.00 | \$3,779.00 | \$4,803.00 | \$5,394.00 | \$5,151.00 | \$8,508.00 | \$12,280.00 | \$63,391.00 |
| Bedrooms 4 | \$9,775.00 | \$10,064.00 | \$7,375.00 | \$4,570.00 | \$3,957.00 | \$6,138.00 | \$7,103.00 | \$7,404.00 | \$5,792.00 | \$8,314.00 | \$13,670.00 | \$17,016.00 | \$101,178.00 |
| Bedrooms 5 | Not enough data | Not enough data | Not enough data | Not enough data | Not enough data | Not enough data | Not enough data | Not enough data | Not enough data | Not enough data | Not enough data | Not enough data | Not enough data |
| Bedrooms 6+ | Not enough data | Not enough data | Not enough data | Not enough data | Not enough data | Not enough data | Not enough data | Not enough data | Not enough data | Not enough data | Not enough data | Not enough data | Not enough data |

SUGAR MOUNTAIN 2022

DISCLAIMER: The ultra-luxury category on AirDNA was excluded from this data in order to provide more conservative and realistic data.



THE SHORT TERM SHOP

BROKERED BY
expTM
REALTY

Revenue (50th Percentile)

| Bedrooms | January | February | March | April | May | June | July | August | September | October | November | December | Total |
|-------------|-----------------|-----------------|-----------------|-----------------|-----------------|-----------------|-----------------|-----------------|-----------------|-----------------|-----------------|-----------------|-----------------|
| Bedrooms 1 | Not enough data | Not enough data | Not enough data | Not enough data | Not enough data | Not enough data | Not enough data | Not enough data | Not enough data | Not enough data | Not enough data | Not enough data | Not enough data |
| Bedrooms 2 | \$2,598.00 | \$3,247.00 | \$4,381.00 | \$2,590.00 | \$2,505.00 | \$2,217.00 | \$2,871.00 | \$2,960.00 | \$2,988.00 | \$3,780.00 | \$4,144.00 | \$8,060.00 | \$42,341.00 |
| Bedrooms 3 | \$3,094.00 | \$3,060.00 | \$2,817.00 | \$3,011.00 | \$3,185.00 | \$3,455.00 | \$5,465.00 | \$4,039.00 | \$2,897.00 | \$5,182.00 | \$8,300.00 | \$6,734.00 | \$51,239.00 |
| Bedrooms 4 | Not enough data | Not enough data | Not enough data | Not enough data | Not enough data | Not enough data | Not enough data | Not enough data | Not enough data | Not enough data | Not enough data | Not enough data | Not enough data |
| Bedrooms 5 | Not enough data | Not enough data | Not enough data | Not enough data | Not enough data | Not enough data | Not enough data | Not enough data | Not enough data | Not enough data | Not enough data | Not enough data | Not enough data |
| Bedrooms 6+ | Not enough data | Not enough data | Not enough data | Not enough data | Not enough data | Not enough data | Not enough data | Not enough data | Not enough data | Not enough data | Not enough data | Not enough data | Not enough data |

Revenue (75th Percentile)


| Bedrooms | January | February | March | April | May | June | July | August | September | October | November | December | Total |
|-------------|-----------------|-----------------|-----------------|-----------------|-----------------|-----------------|-----------------|-----------------|-----------------|-----------------|-----------------|-----------------|-----------------|
| Bedrooms 1 | Not enough data | Not enough data | Not enough data | Not enough data | Not enough data | Not enough data | Not enough data | Not enough data | Not enough data | Not enough data | Not enough data | Not enough data | Not enough data |
| Bedrooms 2 | \$4,272.00 | \$3,273.00 | \$5,427.00 | \$4,316.00 | \$3,167.00 | \$2,771.00 | \$3,352.00 | \$3,701.00 | \$4,018.00 | \$5,107.00 | \$8,508.00 | \$8,402.00 | \$56,314.00 |
| Bedrooms 3 | \$5,387.00 | \$3,681.00 | \$4,960.00 | \$5,217.00 | \$5,020.00 | \$5,990.00 | \$6,256.00 | \$4,702.00 | \$4,378.00 | \$6,657.00 | \$11,200.00 | \$13,000.00 | \$76,448.00 |
| Bedrooms 4 | Not enough data | Not enough data | Not enough data | Not enough data | Not enough data | Not enough data | Not enough data | Not enough data | Not enough data | Not enough data | Not enough data | Not enough data | Not enough data |
| Bedrooms 5 | Not enough data | Not enough data | Not enough data | Not enough data | Not enough data | Not enough data | Not enough data | Not enough data | Not enough data | Not enough data | Not enough data | Not enough data | Not enough data |
| Bedrooms 6+ | Not enough data | Not enough data | Not enough data | Not enough data | Not enough data | Not enough data | Not enough data | Not enough data | Not enough data | Not enough data | Not enough data | Not enough data | Not enough data |

Revenue (90th Percentile)

| Bedrooms | January | February | March | April | May | June | July | August | September | October | November | December | Total |
|-------------|-----------------|-----------------|-----------------|-----------------|-----------------|-----------------|-----------------|-----------------|-----------------|-----------------|-----------------|-----------------|-----------------|
| Bedrooms 1 | Not enough data | Not enough data | Not enough data | Not enough data | Not enough data | Not enough data | Not enough data | Not enough data | Not enough data | Not enough data | Not enough data | Not enough data | Not enough data |
| Bedrooms 2 | \$5,030.00 | \$4,935.00 | \$5,427.00 | \$5,279.00 | \$5,097.00 | \$5,505.00 | \$3,685.00 | \$4,778.00 | \$4,305.00 | \$5,448.00 | \$10,990.00 | \$11,410.00 | \$71,889.00 |
| Bedrooms 3 | \$7,738.00 | \$5,311.00 | \$5,822.00 | \$5,898.00 | \$6,650.00 | \$7,043.00 | \$9,577.00 | \$6,707.00 | \$7,200.00 | \$7,416.00 | \$14,600.00 | \$16,842.00 | \$100,804.00 |
| Bedrooms 4 | Not enough data | Not enough data | Not enough data | Not enough data | Not enough data | Not enough data | Not enough data | Not enough data | Not enough data | Not enough data | Not enough data | Not enough data | Not enough data |
| Bedrooms 5 | Not enough data | Not enough data | Not enough data | Not enough data | Not enough data | Not enough data | Not enough data | Not enough data | Not enough data | Not enough data | Not enough data | Not enough data | Not enough data |
| Bedrooms 6+ | Not enough data | Not enough data | Not enough data | Not enough data | Not enough data | Not enough data | Not enough data | Not enough data | Not enough data | Not enough data | Not enough data | Not enough data | Not enough data |

TODD 2022

DISCLAIMER: The ultra-luxury category on AirDNA was excluded from this data in order to provide more conservative and realistic data.



THE SHORT TERM SHOP

BROKERED BY
expTM
REALTY

Revenue (50th Percentile)

| Bedrooms | January | February | March | April | May | June | July | August | September | October | November | December | Total |
|-------------|-----------------|-----------------|-----------------|-----------------|-----------------|-----------------|-----------------|-----------------|-----------------|-----------------|-----------------|-----------------|-----------------|
| Bedrooms 1 | Not enough data | Not enough data | Not enough data | Not enough data | Not enough data | Not enough data | Not enough data | Not enough data | Not enough data | Not enough data | Not enough data | Not enough data | Not enough data |
| Bedrooms 2 | \$3,288.00 | \$3,550.00 | \$3,040.00 | \$3,144.00 | \$2,740.00 | \$3,241.00 | \$4,126.00 | \$3,212.00 | \$2,548.00 | \$3,462.00 | \$5,762.00 | \$5,774.00 | \$43,887.00 |
| Bedrooms 3 | \$5,871.00 | \$4,656.00 | \$4,319.00 | \$3,252.00 | \$3,638.00 | \$3,738.00 | \$5,222.00 | \$5,074.00 | \$3,926.00 | \$4,981.00 | \$8,252.00 | \$9,226.00 | \$62,155.00 |
| Bedrooms 4 | \$6,013.00 | \$5,463.00 | \$5,972.00 | \$3,243.00 | \$2,916.00 | \$6,153.00 | \$8,329.00 | \$6,028.00 | \$4,320.00 | \$6,107.00 | \$10,054.00 | \$16,556.00 | \$81,154.00 |
| Bedrooms 5 | Not enough data | Not enough data | Not enough data | Not enough data | Not enough data | Not enough data | Not enough data | Not enough data | Not enough data | Not enough data | Not enough data | Not enough data | Not enough data |
| Bedrooms 6+ | Not enough data | Not enough data | Not enough data | Not enough data | Not enough data | Not enough data | Not enough data | Not enough data | Not enough data | Not enough data | Not enough data | Not enough data | Not enough data |

Revenue (75th Percentile)

| Bedrooms | January | February | March | April | May | June | July | August | September | October | November | December | Total |
|-------------|-----------------|-----------------|-----------------|-----------------|-----------------|-----------------|-----------------|-----------------|-----------------|-----------------|-----------------|-----------------|-----------------|
| Bedrooms 1 | Not enough data | Not enough data | Not enough data | Not enough data | Not enough data | Not enough data | Not enough data | Not enough data | Not enough data | Not enough data | Not enough data | Not enough data | Not enough data |
| Bedrooms 2 | \$4,810.00 | \$4,054.00 | \$4,291.00 | \$3,828.00 | \$3,795.00 | \$4,392.00 | \$5,392.00 | \$4,200.00 | \$4,058.00 | \$4,192.00 | \$8,238.00 | \$9,774.00 | \$61,024.00 |
| Bedrooms 3 | \$7,137.00 | \$5,866.00 | \$5,736.00 | \$5,140.00 | \$4,995.00 | \$5,845.00 | \$6,420.00 | \$6,367.00 | \$5,668.00 | \$6,316.00 | \$11,690.00 | \$11,150.00 | \$82,330.00 |
| Bedrooms 4 | \$8,460.00 | \$7,000.00 | \$7,317.00 | \$8,059.00 | \$6,167.00 | \$9,147.00 | \$9,587.00 | \$7,265.00 | \$5,854.00 | \$7,412.00 | \$14,642.00 | \$18,954.00 | \$109,884.00 |
| Bedrooms 5 | Not enough data | Not enough data | Not enough data | Not enough data | Not enough data | Not enough data | Not enough data | Not enough data | Not enough data | Not enough data | Not enough data | Not enough data | Not enough data |
| Bedrooms 6+ | Not enough data | Not enough data | Not enough data | Not enough data | Not enough data | Not enough data | Not enough data | Not enough data | Not enough data | Not enough data | Not enough data | Not enough data | Not enough data |

Revenue (90th Percentile)

| Bedrooms | January | February | March | April | May | June | July | August | September | October | November | December | Total |
|-------------|-----------------|-----------------|-----------------|-----------------|-----------------|-----------------|-----------------|-----------------|-----------------|-----------------|-----------------|-----------------|-----------------|
| Bedrooms 1 | Not enough data | Not enough data | Not enough data | Not enough data | Not enough data | Not enough data | Not enough data | Not enough data | Not enough data | Not enough data | Not enough data | Not enough data | Not enough data |
| Bedrooms 2 | \$4,969.00 | \$5,110.00 | \$4,352.00 | \$4,482.00 | \$4,061.00 | \$5,204.00 | \$5,914.00 | \$4,995.00 | \$4,495.00 | \$6,061.00 | \$9,750.00 | \$10,738.00 | \$70,131.00 |
| Bedrooms 3 | \$7,763.00 | \$6,538.00 | \$7,738.00 | \$6,931.00 | \$5,600.00 | \$6,430.00 | \$7,287.00 | \$7,083.00 | \$7,011.00 | \$7,826.00 | \$13,076.00 | \$13,168.00 | \$96,451.00 |
| Bedrooms 4 | \$8,765.00 | \$8,916.00 | \$9,489.00 | \$8,323.00 | \$8,950.00 | \$9,753.00 | \$10,198.00 | \$7,558.00 | \$8,211.00 | \$9,971.00 | \$15,268.00 | \$19,412.00 | \$124,814.00 |
| Bedrooms 5 | Not enough data | Not enough data | Not enough data | Not enough data | Not enough data | Not enough data | Not enough data | Not enough data | Not enough data | Not enough data | Not enough data | Not enough data | Not enough data |
| Bedrooms 6+ | Not enough data | Not enough data | Not enough data | Not enough data | Not enough data | Not enough data | Not enough data | Not enough data | Not enough data | Not enough data | Not enough data | Not enough data | Not enough data |

VILAS 2022

DISCLAIMER: The ultra-luxury category on AirDNA was excluded from this data in order to provide more conservative and realistic data.



THE SHORT TERM SHOP

BROKERED BY
expTM
REALTY

Revenue (50th Percentile)

| Bedrooms | January | February | March | April | May | June | July | August | September | October | November | December | Total |
|-------------|-----------------|-----------------|-----------------|-----------------|-----------------|-----------------|-----------------|-----------------|-----------------|-----------------|-----------------|-----------------|-----------------|
| Bedrooms 1 | \$1,242.00 | \$1,475.00 | \$1,019.00 | \$1,669.00 | \$1,258.00 | \$1,372.00 | \$1,161.00 | \$2,256.00 | \$1,621.00 | \$2,018.00 | \$2,700.00 | \$2,558.00 | \$20,349.00 |
| Bedrooms 2 | \$1,950.00 | \$2,163.00 | \$1,481.00 | \$1,949.00 | \$1,989.00 | \$2,417.00 | \$2,762.00 | \$2,648.00 | \$2,372.00 | \$3,127.00 | \$5,008.00 | \$5,354.00 | \$33,220.00 |
| Bedrooms 3 | \$3,310.00 | \$2,584.00 | \$2,554.00 | \$2,427.00 | \$2,388.00 | \$3,085.00 | \$3,710.00 | \$3,976.00 | \$2,599.00 | \$4,898.00 | \$6,988.00 | \$6,656.00 | \$45,175.00 |
| Bedrooms 4 | \$3,746.00 | \$3,392.00 | \$2,411.00 | \$3,077.00 | \$2,807.00 | \$3,654.00 | \$4,991.00 | \$5,688.00 | \$4,899.00 | \$5,481.00 | \$9,724.00 | \$8,622.00 | \$58,492.00 |
| Bedrooms 5 | \$7,196.00 | \$5,486.00 | \$5,086.00 | \$4,731.00 | \$4,554.00 | \$6,688.00 | \$7,189.00 | \$8,683.00 | \$7,390.00 | \$9,289.00 | \$17,784.00 | \$15,094.00 | \$99,170.00 |
| Bedrooms 6+ | Not enough data | Not enough data | Not enough data | Not enough data | Not enough data | Not enough data | Not enough data | Not enough data | Not enough data | Not enough data | Not enough data | Not enough data | Not enough data |

Revenue (75th Percentile)

| Bedrooms | January | February | March | April | May | June | July | August | September | October | November | December | Total |
|-------------|-----------------|-----------------|-----------------|-----------------|-----------------|-----------------|-----------------|-----------------|-----------------|-----------------|-----------------|-----------------|-----------------|
| Bedrooms 1 | \$2,290.00 | \$2,602.00 | \$1,328.00 | \$2,313.00 | \$1,711.00 | \$2,112.00 | \$2,277.00 | \$2,322.00 | \$2,120.00 | \$2,610.00 | \$4,036.00 | \$4,200.00 | \$29,921.00 |
| Bedrooms 2 | \$2,240.00 | \$2,442.00 | \$2,388.00 | \$2,911.00 | \$2,504.00 | \$3,395.00 | \$3,564.00 | \$3,173.00 | \$3,273.00 | \$4,042.00 | \$6,336.00 | \$6,586.00 | \$42,854.00 |
| Bedrooms 3 | \$4,126.00 | \$3,214.00 | \$3,643.00 | \$3,711.00 | \$4,054.00 | \$4,072.00 | \$5,776.00 | \$5,421.00 | \$4,025.00 | \$6,337.00 | \$9,260.00 | \$8,958.00 | \$62,597.00 |
| Bedrooms 4 | \$4,872.00 | \$4,164.00 | \$3,654.00 | \$3,585.00 | \$4,060.00 | \$4,541.00 | \$7,390.00 | \$6,388.00 | \$6,842.00 | \$8,499.00 | \$14,812.00 | \$9,714.00 | \$78,521.00 |
| Bedrooms 5 | \$9,392.00 | \$6,420.00 | \$5,769.00 | \$5,954.00 | \$5,176.00 | \$7,148.00 | \$11,560.00 | \$10,255.00 | \$9,455.00 | \$11,888.00 | \$23,520.00 | \$26,002.00 | \$132,539.00 |
| Bedrooms 6+ | Not enough data | Not enough data | Not enough data | Not enough data | Not enough data | Not enough data | Not enough data | Not enough data | Not enough data | Not enough data | Not enough data | Not enough data | Not enough data |

Revenue (90th Percentile)

| Bedrooms | January | February | March | April | May | June | July | August | September | October | November | December | Total |
|-------------|-----------------|-----------------|-----------------|-----------------|-----------------|-----------------|-----------------|-----------------|-----------------|-----------------|-----------------|-----------------|-----------------|
| Bedrooms 1 | \$2,554.00 | \$2,602.00 | \$2,241.00 | \$2,758.00 | \$2,372.00 | \$2,627.00 | \$2,370.00 | \$3,419.00 | \$2,435.00 | \$3,249.00 | \$5,258.00 | \$4,346.00 | \$36,231.00 |
| Bedrooms 2 | \$2,765.00 | \$2,743.00 | \$3,292.00 | \$3,451.00 | \$3,585.00 | \$4,079.00 | \$4,084.00 | \$4,444.00 | \$4,004.00 | \$4,654.00 | \$9,092.00 | \$8,776.00 | \$54,969.00 |
| Bedrooms 3 | \$6,027.00 | \$5,446.00 | \$4,419.00 | \$6,021.00 | \$4,888.00 | \$5,997.00 | \$7,743.00 | \$6,683.00 | \$6,005.00 | \$7,557.00 | \$11,738.00 | \$13,362.00 | \$65,886.00 |
| Bedrooms 4 | \$5,326.00 | \$5,461.00 | \$4,660.00 | \$5,191.00 | \$5,310.00 | \$7,921.00 | \$7,726.00 | \$7,825.00 | \$9,092.00 | \$9,354.00 | \$16,614.00 | \$14,470.00 | \$98,950.00 |
| Bedrooms 5 | \$13,372.00 | \$7,856.00 | \$6,230.00 | \$6,030.00 | \$9,716.00 | \$10,032.00 | \$14,289.00 | \$10,698.00 | \$11,544.00 | \$11,970.00 | \$23,748.00 | \$26,422.00 | \$151,907.00 |
| Bedrooms 6+ | Not enough data | Not enough data | Not enough data | Not enough data | Not enough data | Not enough data | Not enough data | Not enough data | Not enough data | Not enough data | Not enough data | Not enough data | Not enough data |

WEST JEFFERSON 2022

DISCLAIMER: The ultra-luxury category on AirDNA was excluded from this data in order to provide more conservative and realistic data.