



# THE SHORT TERM SHOP

BROKERED BY  
**exp**<sup>TM</sup>  
REALTY

## Revenue (50th Percentile)

Bedrooms	January	February	March	April	May	June	July	August	September	October	November	December	Total
Bedrooms 1	\$1,021.00	\$1,221.00	\$2,003.00	\$1,715.00	\$1,763.00	\$1,452.00	\$1,624.00	\$1,173.00	\$1,659.00	\$1,406.00	\$3,406.00	\$3,028.00	\$21,471.00
Bedrooms 2	\$1,459.00	\$2,148.00	\$2,197.00	\$2,784.00	\$2,408.00	\$2,762.00	\$2,159.00	\$1,645.00	\$1,616.00	\$2,466.00	\$4,296.00	\$7,888.00	\$33,828.00
Bedrooms 3	\$1,200.00	\$2,336.00	\$2,777.00	\$2,592.00	\$2,774.00	\$3,598.00	\$3,898.00	\$2,735.00	\$2,619.00	\$2,898.00	\$5,794.00	\$4,486.00	\$37,707.00
Bedrooms 4	Not enough data	Not enough data	Not enough data	Not enough data	Not enough data	Not enough data	Not enough data	Not enough data	Not enough data	Not enough data	Not enough data	Not enough data	Not enough data
Bedrooms 5	Not enough data	Not enough data	Not enough data	Not enough data	Not enough data	Not enough data	Not enough data	Not enough data	Not enough data	Not enough data	Not enough data	Not enough data	Not enough data
Bedrooms 6+	Not enough data	Not enough data	Not enough data	Not enough data	Not enough data	Not enough data	Not enough data	Not enough data	Not enough data	Not enough data	Not enough data	Not enough data	Not enough data

## Revenue (75th Percentile)


Bedrooms	January	February	March	April	May	June	July	August	September	October	November	December	Total
Bedrooms 1	\$1,676.00	\$1,799.00	\$2,175.00	\$1,989.00	\$1,991.00	\$2,226.00	\$2,443.00	\$2,140.00	\$1,764.00	\$1,838.00	\$4,298.00	\$5,250.00	\$29,589.00
Bedrooms 2	\$2,903.00	\$3,352.00	\$2,485.00	\$3,920.00	\$3,733.00	\$4,030.00	\$4,093.00	\$4,262.00	\$2,560.00	\$3,854.00	\$6,498.00	\$9,426.00	\$51,116.00
Bedrooms 3	\$1,484.00	\$3,226.00	\$3,640.00	\$3,541.00	\$3,561.00	\$3,945.00	\$4,607.00	\$3,197.00	\$3,873.00	\$3,803.00	\$7,164.00	\$5,322.00	\$47,363.00
Bedrooms 4	Not enough data	Not enough data	Not enough data	Not enough data	Not enough data	Not enough data	Not enough data	Not enough data	Not enough data	Not enough data	Not enough data	Not enough data	Not enough data
Bedrooms 5	Not enough data	Not enough data	Not enough data	Not enough data	Not enough data	Not enough data	Not enough data	Not enough data	Not enough data	Not enough data	Not enough data	Not enough data	Not enough data
Bedrooms 6+	Not enough data	Not enough data	Not enough data	Not enough data	Not enough data	Not enough data	Not enough data	Not enough data	Not enough data	Not enough data	Not enough data	Not enough data	Not enough data

## Revenue (90th Percentile)

Bedrooms	January	February	March	April	May	June	July	August	September	October	November	December	Total
Bedrooms 1	\$2,053.00	\$2,193.00	\$2,511.00	\$2,955.00	\$2,435.00	\$2,275.00	\$2,717.00	\$2,343.00	\$2,252.00	\$3,182.00	\$7,250.00	\$6,852.00	\$39,018.00
Bedrooms 2	\$5,500.00	\$4,358.00	\$6,264.00	\$5,700.00	\$6,092.00	\$4,289.00	\$4,427.00	\$7,635.00	\$3,016.00	\$4,783.00	\$7,788.00	\$9,614.00	\$69,466.00
Bedrooms 3	\$2,970.00	\$3,509.00	\$3,760.00	\$4,408.00	\$4,182.00	\$4,799.00	\$5,396.00	\$3,407.00	\$5,098.00	\$4,376.00	\$10,708.00	\$5,618.00	\$58,231.00
Bedrooms 4	Not enough data	Not enough data	Not enough data	Not enough data	Not enough data	Not enough data	Not enough data	Not enough data	Not enough data	Not enough data	Not enough data	Not enough data	Not enough data
Bedrooms 5	Not enough data	Not enough data	Not enough data	Not enough data	Not enough data	Not enough data	Not enough data	Not enough data	Not enough data	Not enough data	Not enough data	Not enough data	Not enough data
Bedrooms 6+	Not enough data	Not enough data	Not enough data	Not enough data	Not enough data	Not enough data	Not enough data	Not enough data	Not enough data	Not enough data	Not enough data	Not enough data	Not enough data

# BLANCO 2022

**DISCLAIMER:** The ultra-luxury category on AirDNA was excluded from this data in order to provide more conservative and realistic data.



# THE SHORT TERM SHOP

BROKERED BY  
**exp**<sup>TM</sup>  
REALTY

## Revenue (50th Percentile)

Bedrooms	January	February	March	April	May	June	July	August	September	October	November	December	Total
Bedrooms 1	\$1,059.00	\$1,775.00	\$2,148.00	\$2,254.00	\$1,915.00	\$1,945.00	\$733.00	\$817.00	\$827.00	\$1,630.00	\$3,564.00	\$2,420.00	\$21,087.00
Bedrooms 2	\$2,857.00	\$2,299.00	\$3,953.00	\$3,407.00	\$2,328.00	\$3,702.00	\$2,656.00	\$1,129.00	\$3,520.00	\$2,468.00	\$4,226.00	\$4,444.00	\$36,989.00
Bedrooms 3	\$2,400.00	\$2,778.00	\$3,900.00	\$4,182.00	\$4,192.00	\$4,279.00	\$4,421.00	\$3,251.00	\$3,219.00	\$3,352.00	\$8,404.00	\$8,190.00	\$52,568.00
Bedrooms 4	Not enough data	Not enough data	Not enough data	Not enough data	Not enough data	Not enough data	Not enough data	Not enough data	Not enough data	Not enough data	Not enough data	Not enough data	Not enough data
Bedrooms 5	Not enough data	Not enough data	Not enough data	Not enough data	Not enough data	Not enough data	Not enough data	Not enough data	Not enough data	Not enough data	Not enough data	Not enough data	Not enough data
Bedrooms 6+	Not enough data	Not enough data	Not enough data	Not enough data	Not enough data	Not enough data	Not enough data	Not enough data	Not enough data	Not enough data	Not enough data	Not enough data	Not enough data

## Revenue (75th Percentile)


Bedrooms	January	February	March	April	May	June	July	August	September	October	November	December	Total
Bedrooms 1	\$2,040.00	\$2,246.00	\$2,437.00	\$2,523.00	\$2,843.00	\$2,406.00	\$1,404.00	\$1,127.00	\$1,980.00	\$2,084.00	\$4,054.00	\$3,426.00	\$28,570.00
Bedrooms 2	\$4,636.00	\$2,844.00	\$4,169.00	\$4,191.00	\$4,098.00	\$3,821.00	\$3,841.00	\$2,228.00	\$4,021.00	\$3,069.00	\$6,996.00	\$5,590.00	\$49,504.00
Bedrooms 3	\$4,292.00	\$3,668.00	\$4,908.00	\$4,762.00	\$4,900.00	\$4,932.00	\$5,023.00	\$4,622.00	\$4,525.00	\$5,106.00	\$10,208.00	\$12,280.00	\$69,226.00
Bedrooms 4	Not enough data	Not enough data	Not enough data	Not enough data	Not enough data	Not enough data	Not enough data	Not enough data	Not enough data	Not enough data	Not enough data	Not enough data	Not enough data
Bedrooms 5	Not enough data	Not enough data	Not enough data	Not enough data	Not enough data	Not enough data	Not enough data	Not enough data	Not enough data	Not enough data	Not enough data	Not enough data	Not enough data
Bedrooms 6+	Not enough data	Not enough data	Not enough data	Not enough data	Not enough data	Not enough data	Not enough data	Not enough data	Not enough data	Not enough data	Not enough data	Not enough data	Not enough data

## Revenue (90th Percentile)

Bedrooms	January	February	March	April	May	June	July	August	September	October	November	December	Total
Bedrooms 1	\$2,623.00	\$2,574.00	\$3,658.00	\$3,252.00	\$3,134.00	\$3,017.00	\$3,013.00	\$2,324.00	\$2,481.00	\$2,430.00	\$4,830.00	\$4,752.00	\$38,088.00
Bedrooms 2	\$4,689.00	\$3,200.00	\$4,686.00	\$4,331.00	\$4,321.00	\$4,229.00	\$4,759.00	\$3,160.00	\$4,116.00	\$4,287.00	\$9,274.00	\$6,642.00	\$57,694.00
Bedrooms 3	\$5,094.00	\$4,700.00	\$5,807.00	\$5,710.00	\$5,506.00	\$5,629.00	\$6,106.00	\$5,813.00	\$5,209.00	\$6,028.00	\$11,790.00	\$13,408.00	\$80,800.00
Bedrooms 4	Not enough data	Not enough data	Not enough data	Not enough data	Not enough data	Not enough data	Not enough data	Not enough data	Not enough data	Not enough data	Not enough data	Not enough data	Not enough data
Bedrooms 5	Not enough data	Not enough data	Not enough data	Not enough data	Not enough data	Not enough data	Not enough data	Not enough data	Not enough data	Not enough data	Not enough data	Not enough data	Not enough data
Bedrooms 6+	Not enough data	Not enough data	Not enough data	Not enough data	Not enough data	Not enough data	Not enough data	Not enough data	Not enough data	Not enough data	Not enough data	Not enough data	Not enough data

# BOERNE 2022

**DISCLAIMER:** The ultra-luxury category on AirDNA was excluded from this data in order to provide more conservative and realistic data.



# THE SHORT TERM SHOP

BROKERED BY  
**exp**<sup>TM</sup>  
REALTY

## Revenue (50th Percentile)

Bedrooms	January	February	March	April	May	June	July	August	September	October	November	December	Total
Bedrooms 1	\$1,306.00	\$1,330.00	\$1,906.00	\$2,304.00	\$2,314.00	\$2,285.00	\$2,384.00	\$2,380.00	\$2,205.00	\$1,373.00	\$3,064.00	\$2,560.00	\$25,411.00
Bedrooms 2	\$1,123.00	\$1,269.00	\$1,800.00	\$2,550.00	\$1,993.00	\$2,819.00	\$3,575.00	\$2,061.00	\$1,748.00	\$1,512.00	\$3,498.00	\$4,178.00	\$28,126.00
Bedrooms 3	\$1,332.00	\$1,900.00	\$3,288.00	\$3,167.00	\$3,170.00	\$4,335.00	\$5,952.00	\$3,552.00	\$2,095.00	\$2,105.00	\$4,570.00	\$5,224.00	\$40,690.00
Bedrooms 4	\$1,912.00	\$2,134.00	\$3,822.00	\$4,923.00	\$5,322.00	\$7,640.00	\$8,796.00	\$6,355.00	\$4,812.00	\$4,382.00	\$9,094.00	\$7,634.00	\$66,826.00
Bedrooms 5	\$3,100.00	\$3,971.00	\$6,797.00	\$7,905.00	\$6,089.00	\$11,227.00	\$12,855.00	\$7,800.00	\$7,124.00	\$5,373.00	\$12,050.00	\$10,122.00	\$94,413.00
Bedrooms 6+	Not enough data	Not enough data	Not enough data	Not enough data	Not enough data	Not enough data	Not enough data	Not enough data	Not enough data	Not enough data	Not enough data	Not enough data	Not enough data

## Revenue (75th Percentile)

Bedrooms	January	February	March	April	May	June	July	August	September	October	November	December	Total
Bedrooms 1	\$2,068.00	\$2,620.00	\$2,944.00	\$2,717.00	\$2,951.00	\$3,050.00	\$3,463.00	\$3,083.00	\$2,659.00	\$2,594.00	\$4,170.00	\$3,904.00	\$36,223.00
Bedrooms 2	\$2,197.00	\$2,052.00	\$2,922.00	\$3,335.00	\$2,626.00	\$3,850.00	\$4,735.00	\$2,827.00	\$2,273.00	\$2,420.00	\$5,400.00	\$5,880.00	\$40,517.00
Bedrooms 3	\$2,792.00	\$3,158.00	\$4,340.00	\$3,959.00	\$4,472.00	\$5,845.00	\$6,660.00	\$4,929.00	\$3,425.00	\$3,180.00	\$5,810.00	\$6,834.00	\$55,404.00
Bedrooms 4	\$3,403.00	\$3,493.00	\$5,505.00	\$5,965.00	\$6,428.00	\$9,855.00	\$10,344.00	\$8,955.00	\$6,325.00	\$5,297.00	\$10,982.00	\$11,548.00	\$88,100.00
Bedrooms 5	\$3,894.00	\$6,159.00	\$9,020.00	\$10,591.00	\$8,116.00	\$16,164.00	\$20,484.00	\$13,679.00	\$11,592.00	\$8,325.00	\$14,130.00	\$10,436.00	\$132,590.00
Bedrooms 6+	Not enough data	Not enough data	Not enough data	Not enough data	Not enough data	Not enough data	Not enough data	Not enough data	Not enough data	Not enough data	Not enough data	Not enough data	Not enough data

## Revenue (90th Percentile)

Bedrooms	January	February	March	April	May	June	July	August	September	October	November	December	Total
Bedrooms 1	\$2,430.00	\$2,706.00	\$3,299.00	\$3,233.00	\$3,076.00	\$3,645.00	\$4,119.00	\$3,828.00	\$3,138.00	\$3,026.00	\$5,732.00	\$5,408.00	\$43,640.00
Bedrooms 2	\$3,953.00	\$2,534.00	\$3,389.00	\$4,038.00	\$3,196.00	\$4,609.00	\$6,178.00	\$3,792.00	\$3,398.00	\$3,438.00	\$7,836.00	\$7,698.00	\$54,059.00
Bedrooms 3	\$4,272.00	\$4,035.00	\$5,455.00	\$5,433.00	\$5,386.00	\$6,810.00	\$7,471.00	\$5,948.00	\$4,413.00	\$4,441.00	\$7,378.00	\$8,186.00	\$69,228.00
Bedrooms 4	\$4,415.00	\$4,245.00	\$7,027.00	\$7,096.00	\$8,556.00	\$12,596.00	\$14,901.00	\$10,737.00	\$9,238.00	\$6,602.00	\$12,842.00	\$12,268.00	\$110,523.00
Bedrooms 5	\$4,745.00	\$6,691.00	\$9,634.00	\$13,788.00	\$14,976.00	\$18,433.00	\$21,652.00	\$17,973.00	\$12,790.00	\$9,149.00	\$23,370.00	\$31,476.00	\$184,677.00
Bedrooms 6+	Not enough data	Not enough data	Not enough data	Not enough data	Not enough data	Not enough data	Not enough data	Not enough data	Not enough data	Not enough data	Not enough data	Not enough data	Not enough data

# CANYON LAKE 2022

**DISCLAIMER:** The ultra-luxury category on AirDNA was excluded from this data in order to provide more conservative and realistic data.



# THE SHORT TERM SHOP

BROKERED BY  
**exp**<sup>TM</sup>  
REALTY

## Revenue (50th Percentile)

Bedrooms	January	February	March	April	May	June	July	August	September	October	November	December	Total
Bedrooms 1	\$1,178.00	\$793.00	\$1,717.00	\$1,804.00	\$1,471.00	\$1,434.00	\$1,251.00	\$1,150.00	\$1,673.00	\$1,725.00	\$2,910.00	\$1,980.00	\$19,086.00
Bedrooms 2	\$1,550.00	\$2,145.00	\$3,069.00	\$2,955.00	\$2,777.00	\$2,971.00	\$2,338.00	\$1,750.00	\$2,293.00	\$2,958.00	\$4,696.00	\$6,640.00	\$36,142.00
Bedrooms 3	Not enough data	Not enough data	Not enough data	Not enough data	Not enough data	Not enough data	Not enough data	Not enough data	Not enough data	Not enough data	Not enough data	Not enough data	Not enough data
Bedrooms 4	Not enough data	Not enough data	Not enough data	Not enough data	Not enough data	Not enough data	Not enough data	Not enough data	Not enough data	Not enough data	Not enough data	Not enough data	Not enough data
Bedrooms 5	Not enough data	Not enough data	Not enough data	Not enough data	Not enough data	Not enough data	Not enough data	Not enough data	Not enough data	Not enough data	Not enough data	Not enough data	Not enough data
Bedrooms 6+	Not enough data	Not enough data	Not enough data	Not enough data	Not enough data	Not enough data	Not enough data	Not enough data	Not enough data	Not enough data	Not enough data	Not enough data	Not enough data

## Revenue (75th Percentile)

Bedrooms	January	February	March	April	May	June	July	August	September	October	November	December	Total
Bedrooms 1	\$1,574.00	\$1,224.00	\$2,364.00	\$2,252.00	\$2,222.00	\$1,980.00	\$1,875.00	\$1,515.00	\$2,036.00	\$2,469.00	\$3,712.00	\$4,286.00	\$27,509.00
Bedrooms 2	\$2,641.00	\$2,638.00	\$3,512.00	\$3,573.00	\$4,473.00	\$3,573.00	\$2,956.00	\$3,694.00	\$2,724.00	\$3,904.00	\$5,758.00	\$6,902.00	\$46,348.00
Bedrooms 3	Not enough data	Not enough data	Not enough data	Not enough data	Not enough data	Not enough data	Not enough data	Not enough data	Not enough data	Not enough data	Not enough data	Not enough data	Not enough data
Bedrooms 4	Not enough data	Not enough data	Not enough data	Not enough data	Not enough data	Not enough data	Not enough data	Not enough data	Not enough data	Not enough data	Not enough data	Not enough data	Not enough data
Bedrooms 5	Not enough data	Not enough data	Not enough data	Not enough data	Not enough data	Not enough data	Not enough data	Not enough data	Not enough data	Not enough data	Not enough data	Not enough data	Not enough data
Bedrooms 6+	Not enough data	Not enough data	Not enough data	Not enough data	Not enough data	Not enough data	Not enough data	Not enough data	Not enough data	Not enough data	Not enough data	Not enough data	Not enough data

## Revenue (90th Percentile)

Bedrooms	January	February	March	April	May	June	July	August	September	October	November	December	Total
Bedrooms 1	\$1,994.00	\$1,885.00	\$2,860.00	\$2,403.00	\$2,430.00	\$3,424.00	\$3,190.00	\$1,844.00	\$2,833.00	\$3,211.00	\$5,532.00	\$5,280.00	\$36,886.00
Bedrooms 2	\$3,720.00	\$4,042.00	\$4,681.00	\$4,591.00	\$4,682.00	\$5,016.00	\$3,488.00	\$4,596.00	\$3,632.00	\$4,192.00	\$8,832.00	\$8,640.00	\$60,112.00
Bedrooms 3	Not enough data	Not enough data	Not enough data	Not enough data	Not enough data	Not enough data	Not enough data	Not enough data	Not enough data	Not enough data	Not enough data	Not enough data	Not enough data
Bedrooms 4	Not enough data	Not enough data	Not enough data	Not enough data	Not enough data	Not enough data	Not enough data	Not enough data	Not enough data	Not enough data	Not enough data	Not enough data	Not enough data
Bedrooms 5	Not enough data	Not enough data	Not enough data	Not enough data	Not enough data	Not enough data	Not enough data	Not enough data	Not enough data	Not enough data	Not enough data	Not enough data	Not enough data
Bedrooms 6+	Not enough data	Not enough data	Not enough data	Not enough data	Not enough data	Not enough data	Not enough data	Not enough data	Not enough data	Not enough data	Not enough data	Not enough data	Not enough data

# COMFORT 2022

**DISCLAIMER:** The ultra-luxury category on AirDNA was excluded from this data in order to provide more conservative and realistic data.



# THE SHORT TERM SHOP

BROKERED BY  
**exp**<sup>TM</sup>  
REALTY

## Revenue (50th Percentile)

Bedrooms	January	February	March	April	May	June	July	August	September	October	November	December	Total
Bedrooms 1	\$2,091.00	\$2,132.00	\$3,432.00	\$3,422.00	\$2,765.00	\$2,481.00	\$2,751.00	\$1,960.00	\$2,559.00	\$3,197.00	\$6,172.00	\$6,158.00	\$39,120.00
Bedrooms 2	\$2,359.00	\$2,726.00	\$4,151.00	\$4,050.00	\$3,389.00	\$3,107.00	\$3,451.00	\$2,320.00	\$3,037.00	\$3,918.00	\$7,628.00	\$8,250.00	\$48,386.00
Bedrooms 3	\$3,662.00	\$3,339.00	\$5,836.00	\$5,392.00	\$4,220.00	\$4,165.00	\$4,150.00	\$2,833.00	\$4,198.00	\$4,985.00	\$11,534.00	\$12,232.00	\$66,546.00
Bedrooms 4	\$5,203.00	\$5,083.00	\$8,188.00	\$7,962.00	\$5,801.00	\$5,710.00	\$5,997.00	\$4,372.00	\$5,699.00	\$7,119.00	\$15,398.00	\$16,516.00	\$93,048.00
Bedrooms 5	\$7,962.00	\$9,683.00	\$12,564.00	\$12,308.00	\$11,290.00	\$9,724.00	\$11,476.00	\$8,920.00	\$10,520.00	\$11,451.00	\$25,890.00	\$23,928.00	\$155,716.00
Bedrooms 6+	\$10,195.00	\$10,800.00	\$14,332.00	\$11,437.00	\$11,184.00	\$12,797.00	\$18,198.00	\$14,951.00	\$11,177.00	\$10,060.00	\$27,786.00	\$27,708.00	\$180,625.00

## Revenue (75th Percentile)

Bedrooms	January	February	March	April	May	June	July	August	September	October	November	December	Total
Bedrooms 1	\$3,549.00	\$3,396.00	\$4,818.00	\$4,596.00	\$4,054.00	\$3,891.00	\$4,191.00	\$3,097.00	\$3,679.00	\$4,348.00	\$8,502.00	\$9,004.00	\$57,125.00
Bedrooms 2	\$3,870.00	\$3,613.00	\$5,608.00	\$5,473.00	\$4,811.00	\$4,408.00	\$4,552.00	\$3,503.00	\$4,385.00	\$5,266.00	\$10,520.00	\$11,420.00	\$67,429.00
Bedrooms 3	\$5,955.00	\$5,418.00	\$8,004.00	\$7,697.00	\$6,357.00	\$6,631.00	\$5,920.00	\$4,180.00	\$6,043.00	\$6,942.00	\$14,960.00	\$17,170.00	\$95,277.00
Bedrooms 4	\$8,144.00	\$8,086.00	\$10,980.00	\$10,903.00	\$10,122.00	\$8,554.00	\$9,956.00	\$6,900.00	\$8,084.00	\$9,155.00	\$19,990.00	\$21,722.00	\$132,596.00
Bedrooms 5	\$12,242.00	\$14,224.00	\$19,873.00	\$17,814.00	\$18,392.00	\$16,932.00	\$15,745.00	\$14,951.00	\$17,445.00	\$17,240.00	\$34,082.00	\$37,844.00	\$236,784.00
Bedrooms 6+	\$21,671.00	\$17,528.00	\$21,639.00	\$19,524.00	\$22,196.00	\$21,150.00	\$22,645.00	\$17,713.00	\$20,570.00	\$19,624.00	\$42,250.00	\$41,640.00	\$288,150.00

## Revenue (90th Percentile)

Bedrooms	January	February	March	April	May	June	July	August	September	October	November	December	Total
Bedrooms 1	\$5,227.00	\$5,001.00	\$6,149.00	\$6,150.00	\$5,856.00	\$5,581.00	\$5,614.00	\$4,425.00	\$4,892.00	\$5,440.00	\$10,362.00	\$11,102.00	\$75,799.00
Bedrooms 2	\$5,674.00	\$4,991.00	\$7,067.00	\$7,066.00	\$5,973.00	\$5,628.00	\$5,974.00	\$4,995.00	\$5,617.00	\$6,552.00	\$12,976.00	\$14,562.00	\$87,075.00
Bedrooms 3	\$8,076.00	\$7,545.00	\$10,088.00	\$9,498.00	\$8,518.00	\$8,251.00	\$9,024.00	\$6,821.00	\$7,843.00	\$9,021.00	\$17,786.00	\$20,986.00	\$123,457.00
Bedrooms 4	\$11,206.00	\$11,113.00	\$13,944.00	\$14,395.00	\$13,500.00	\$12,565.00	\$13,087.00	\$9,436.00	\$10,897.00	\$13,010.00	\$24,230.00	\$28,494.00	\$175,877.00
Bedrooms 5	\$18,127.00	\$18,462.00	\$23,850.00	\$23,970.00	\$23,871.00	\$21,453.00	\$23,299.00	\$20,367.00	\$21,274.00	\$23,075.00	\$42,258.00	\$47,362.00	\$307,368.00
Bedrooms 6+	\$22,535.00	\$18,462.00	\$22,072.00	\$22,707.00	\$24,319.00	\$22,350.00	\$23,415.00	\$22,875.00	\$24,925.00	\$25,400.00	\$48,932.00	\$48,390.00	\$326,382.00

# FREDERICKSBURG 2022

**DISCLAIMER:** The ultra-luxury category on AirDNA was excluded from this data in order to provide more conservative and realistic data.



# THE SHORT TERM SHOP

BROKERED BY  
**exp**<sup>TM</sup>  
REALTY

## Revenue (50th Percentile)

Bedrooms	January	February	March	April	May	June	July	August	September	October	November	December	Total
Bedrooms 1	Not enough data	Not enough data	Not enough data	Not enough data	Not enough data	Not enough data	Not enough data	Not enough data	Not enough data	Not enough data	Not enough data	Not enough data	Not enough data
Bedrooms 2	Not enough data	Not enough data	Not enough data	Not enough data	Not enough data	Not enough data	Not enough data	Not enough data	Not enough data	Not enough data	Not enough data	Not enough data	Not enough data
Bedrooms 3	\$1,423.00	\$3,829.00	\$4,419.00	\$2,772.00	\$3,418.00	\$5,375.00	\$5,297.00	\$4,610.00	\$7,570.00	\$3,784.00	\$7,080.00	\$2,792.00	\$52,369.00
Bedrooms 4	Not enough data	Not enough data	Not enough data	Not enough data	Not enough data	Not enough data	Not enough data	Not enough data	Not enough data	Not enough data	Not enough data	Not enough data	Not enough data
Bedrooms 5	Not enough data	Not enough data	Not enough data	Not enough data	Not enough data	Not enough data	Not enough data	Not enough data	Not enough data	Not enough data	Not enough data	Not enough data	Not enough data
Bedrooms 6+	Not enough data	Not enough data	Not enough data	Not enough data	Not enough data	Not enough data	Not enough data	Not enough data	Not enough data	Not enough data	Not enough data	Not enough data	Not enough data

## Revenue (75th Percentile)

Bedrooms	January	February	March	April	May	June	July	August	September	October	November	December	Total
Bedrooms 1	Not enough data	Not enough data	Not enough data	Not enough data	Not enough data	Not enough data	Not enough data	Not enough data	Not enough data	Not enough data	Not enough data	Not enough data	Not enough data
Bedrooms 2	Not enough data	Not enough data	Not enough data	Not enough data	Not enough data	Not enough data	Not enough data	Not enough data	Not enough data	Not enough data	Not enough data	Not enough data	Not enough data
Bedrooms 3	\$2,352.00	\$3,829.00	\$4,754.00	\$2,881.00	\$4,843.00	\$6,482.00	\$5,322.00	\$8,232.00	\$8,277.00	\$7,704.00	\$10,556.00	\$3,592.00	\$68,824.00
Bedrooms 4	Not enough data	Not enough data	Not enough data	Not enough data	Not enough data	Not enough data	Not enough data	Not enough data	Not enough data	Not enough data	Not enough data	Not enough data	Not enough data
Bedrooms 5	Not enough data	Not enough data	Not enough data	Not enough data	Not enough data	Not enough data	Not enough data	Not enough data	Not enough data	Not enough data	Not enough data	Not enough data	Not enough data
Bedrooms 6+	Not enough data	Not enough data	Not enough data	Not enough data	Not enough data	Not enough data	Not enough data	Not enough data	Not enough data	Not enough data	Not enough data	Not enough data	Not enough data

## Revenue (90th Percentile)

Bedrooms	January	February	March	April	May	June	July	August	September	October	November	December	Total
Bedrooms 1	Not enough data	Not enough data	Not enough data	Not enough data	Not enough data	Not enough data	Not enough data	Not enough data	Not enough data	Not enough data	Not enough data	Not enough data	Not enough data
Bedrooms 2	Not enough data	Not enough data	Not enough data	Not enough data	Not enough data	Not enough data	Not enough data	Not enough data	Not enough data	Not enough data	Not enough data	Not enough data	Not enough data
Bedrooms 3	\$2,352.00	\$3,829.00	\$4,754.00	\$6,267.00	\$5,879.00	\$7,031.00	\$7,795.00	\$9,485.00	\$8,819.00	\$11,323.00	\$16,608.00	\$9,802.00	\$93,944.00
Bedrooms 4	Not enough data	Not enough data	Not enough data	Not enough data	Not enough data	Not enough data	Not enough data	Not enough data	Not enough data	Not enough data	Not enough data	Not enough data	Not enough data
Bedrooms 5	Not enough data	Not enough data	Not enough data	Not enough data	Not enough data	Not enough data	Not enough data	Not enough data	Not enough data	Not enough data	Not enough data	Not enough data	Not enough data
Bedrooms 6+	Not enough data	Not enough data	Not enough data	Not enough data	Not enough data	Not enough data	Not enough data	Not enough data	Not enough data	Not enough data	Not enough data	Not enough data	Not enough data

# GRANITE SHOALS 2022

**DISCLAIMER:** The ultra-luxury category on AirDNA was excluded from this data in order to provide more conservative and realistic data.



# THE SHORT TERM SHOP

BROKERED BY  
**exp**<sup>TM</sup>  
REALTY

## Revenue (50th Percentile)

Bedrooms	January	February	March	April	May	June	July	August	September	October	November	December	Total
Bedrooms 1	Not enough data	Not enough data	Not enough data	Not enough data	Not enough data	Not enough data	Not enough data	Not enough data	Not enough data	Not enough data	Not enough data	Not enough data	Not enough data
Bedrooms 2	\$882.00	\$1,395.00	\$2,034.00	\$3,230.00	\$2,959.00	\$3,886.00	\$4,210.00	\$1,552.00	\$2,365.00	\$2,434.00	\$4,584.00	\$4,718.00	\$34,249.00
Bedrooms 3	\$1,136.00	\$1,157.00	\$2,422.00	\$1,374.00	\$2,236.00	\$2,334.00	\$4,213.00	\$2,430.00	\$2,849.00	\$2,814.00	\$5,348.00	\$6,736.00	\$35,051.00
Bedrooms 4	Not enough data	Not enough data	Not enough data	Not enough data	Not enough data	Not enough data	Not enough data	Not enough data	Not enough data	Not enough data	Not enough data	Not enough data	Not enough data
Bedrooms 5	Not enough data	Not enough data	Not enough data	Not enough data	Not enough data	Not enough data	Not enough data	Not enough data	Not enough data	Not enough data	Not enough data	Not enough data	Not enough data
Bedrooms 6+	Not enough data	Not enough data	Not enough data	Not enough data	Not enough data	Not enough data	Not enough data	Not enough data	Not enough data	Not enough data	Not enough data	Not enough data	Not enough data

## Revenue (75th Percentile)

Bedrooms	January	February	March	April	May	June	July	August	September	October	November	December	Total
Bedrooms 1	Not enough data	Not enough data	Not enough data	Not enough data	Not enough data	Not enough data	Not enough data	Not enough data	Not enough data	Not enough data	Not enough data	Not enough data	Not enough data
Bedrooms 2	\$2,915.00	\$2,073.00	\$4,400.00	\$3,980.00	\$3,165.00	\$4,729.00	\$4,486.00	\$3,340.00	\$3,051.00	\$3,222.00	\$5,452.00	\$5,840.00	\$46,653.00
Bedrooms 3	\$2,022.00	\$2,126.00	\$3,576.00	\$3,834.00	\$3,946.00	\$3,922.00	\$5,168.00	\$3,386.00	\$4,146.00	\$5,112.00	\$7,668.00	\$10,528.00	\$55,434.00
Bedrooms 4	Not enough data	Not enough data	Not enough data	Not enough data	Not enough data	Not enough data	Not enough data	Not enough data	Not enough data	Not enough data	Not enough data	Not enough data	Not enough data
Bedrooms 5	Not enough data	Not enough data	Not enough data	Not enough data	Not enough data	Not enough data	Not enough data	Not enough data	Not enough data	Not enough data	Not enough data	Not enough data	Not enough data
Bedrooms 6+	Not enough data	Not enough data	Not enough data	Not enough data	Not enough data	Not enough data	Not enough data	Not enough data	Not enough data	Not enough data	Not enough data	Not enough data	Not enough data

## Revenue (90th Percentile)

Bedrooms	January	February	March	April	May	June	July	August	September	October	November	December	Total
Bedrooms 1	Not enough data	Not enough data	Not enough data	Not enough data	Not enough data	Not enough data	Not enough data	Not enough data	Not enough data	Not enough data	Not enough data	Not enough data	Not enough data
Bedrooms 2	\$3,190.00	\$2,370.00	\$5,974.00	\$4,508.00	\$3,761.00	\$6,273.00	\$6,029.00	\$4,837.00	\$3,434.00	\$4,667.00	\$6,212.00	\$6,430.00	\$57,685.00
Bedrooms 3	\$2,775.00	\$3,550.00	\$4,060.00	\$4,505.00	\$5,457.00	\$5,326.00	\$7,175.00	\$4,728.00	\$5,349.00	\$5,839.00	\$9,088.00	\$12,088.00	\$69,940.00
Bedrooms 4	Not enough data	Not enough data	Not enough data	Not enough data	Not enough data	Not enough data	Not enough data	Not enough data	Not enough data	Not enough data	Not enough data	Not enough data	Not enough data
Bedrooms 5	Not enough data	Not enough data	Not enough data	Not enough data	Not enough data	Not enough data	Not enough data	Not enough data	Not enough data	Not enough data	Not enough data	Not enough data	Not enough data
Bedrooms 6+	Not enough data	Not enough data	Not enough data	Not enough data	Not enough data	Not enough data	Not enough data	Not enough data	Not enough data	Not enough data	Not enough data	Not enough data	Not enough data

# HORSESHOE BAY 2022

**DISCLAIMER:** The ultra-luxury category on AirDNA was excluded from this data in order to provide more conservative and realistic data.



# THE SHORT TERM SHOP

BROKERED BY  
**exp**<sup>TM</sup>  
REALTY

## Revenue (50th Percentile)

Bedrooms	January	February	March	April	May	June	July	August	September	October	November	December	Total
Bedrooms 1	\$640.00	\$626.00	\$978.00	\$1,397.00	\$1,031.00	\$857.00	\$953.00	\$1,439.00	\$1,119.00	\$1,438.00	\$2,096.00	\$4,310.00	\$16,884.00
Bedrooms 2	Not enough data	Not enough data	Not enough data	Not enough data	Not enough data	Not enough data	Not enough data	Not enough data	Not enough data	Not enough data	Not enough data	Not enough data	Not enough data
Bedrooms 3	\$2,048.00	\$2,694.00	\$5,468.00	\$3,268.00	\$3,400.00	\$3,042.00	\$4,380.00	\$2,003.00	\$3,221.00	\$3,443.00	\$7,416.00	\$7,252.00	\$47,635.00
Bedrooms 4	\$3,234.00	\$2,762.00	\$7,142.00	\$5,922.00	\$5,470.00	\$3,450.00	\$5,116.00	\$4,150.00	\$4,060.00	\$4,298.00	\$10,100.00	\$12,424.00	\$68,128.00
Bedrooms 5	Not enough data	Not enough data	Not enough data	Not enough data	Not enough data	Not enough data	Not enough data	Not enough data	Not enough data	Not enough data	Not enough data	Not enough data	Not enough data
Bedrooms 6+	Not enough data	Not enough data	Not enough data	Not enough data	Not enough data	Not enough data	Not enough data	Not enough data	Not enough data	Not enough data	Not enough data	Not enough data	Not enough data

## Revenue (75th Percentile)

Bedrooms	January	February	March	April	May	June	July	August	September	October	November	December	Total
Bedrooms 1	\$2,170.00	\$2,481.00	\$3,161.00	\$3,278.00	\$3,841.00	\$2,403.00	\$1,713.00	\$1,816.00	\$1,432.00	\$1,665.00	\$3,166.00	\$5,132.00	\$32,258.00
Bedrooms 2	Not enough data	Not enough data	Not enough data	Not enough data	Not enough data	Not enough data	Not enough data	Not enough data	Not enough data	Not enough data	Not enough data	Not enough data	Not enough data
Bedrooms 3	\$2,973.00	\$3,625.00	\$8,601.00	\$4,428.00	\$5,668.00	\$3,946.00	\$5,398.00	\$4,793.00	\$4,071.00	\$6,346.00	\$8,758.00	\$13,048.00	\$71,655.00
Bedrooms 4	\$4,439.00	\$5,347.00	\$7,496.00	\$6,694.00	\$6,697.00	\$5,589.00	\$8,014.00	\$4,745.00	\$5,844.00	\$5,752.00	\$11,372.00	\$14,238.00	\$86,227.00
Bedrooms 5	Not enough data	Not enough data	Not enough data	Not enough data	Not enough data	Not enough data	Not enough data	Not enough data	Not enough data	Not enough data	Not enough data	Not enough data	Not enough data
Bedrooms 6+	Not enough data	Not enough data	Not enough data	Not enough data	Not enough data	Not enough data	Not enough data	Not enough data	Not enough data	Not enough data	Not enough data	Not enough data	Not enough data

## Revenue (90th Percentile)

Bedrooms	January	February	March	April	May	June	July	August	September	October	November	December	Total
Bedrooms 1	\$2,378.00	\$2,734.00	\$3,561.00	\$3,384.00	\$3,842.00	\$2,460.00	\$2,340.00	\$2,396.00	\$2,340.00	\$1,953.00	\$3,994.00	\$5,704.00	\$37,086.00
Bedrooms 2	Not enough data	Not enough data	Not enough data	Not enough data	Not enough data	Not enough data	Not enough data	Not enough data	Not enough data	Not enough data	Not enough data	Not enough data	Not enough data
Bedrooms 3	\$3,124.00	\$4,219.00	\$9,151.00	\$7,341.00	\$5,955.00	\$3,470.00	\$8,735.00	\$6,390.00	\$6,003.00	\$8,572.00	\$13,160.00	\$13,322.00	\$94,442.00
Bedrooms 4	\$5,646.00	\$7,172.00	\$8,643.00	\$7,285.00	\$6,858.00	\$8,896.00	\$8,068.00	\$5,567.00	\$7,684.00	\$6,211.00	\$15,750.00	\$18,710.00	\$106,490.00
Bedrooms 5	Not enough data	Not enough data	Not enough data	Not enough data	Not enough data	Not enough data	Not enough data	Not enough data	Not enough data	Not enough data	Not enough data	Not enough data	Not enough data
Bedrooms 6+	Not enough data	Not enough data	Not enough data	Not enough data	Not enough data	Not enough data	Not enough data	Not enough data	Not enough data	Not enough data	Not enough data	Not enough data	Not enough data

# JOHNSON CITY 2022

**DISCLAIMER:** The ultra-luxury category on AirDNA was excluded from this data in order to provide more conservative and realistic data.





# THE SHORT TERM SHOP

BROKERED BY  
**exp**<sup>TM</sup>  
REALTY

## Revenue (50th Percentile)

Bedrooms	January	February	March	April	May	June	July	August	September	October	November	December	Total
Bedrooms 1	\$1,840.00	\$1,337.00	\$2,367.00	\$2,213.00	\$1,874.00	\$1,860.00	\$1,721.00	\$1,472.00	\$1,984.00	\$1,912.00	\$3,716.00	\$4,704.00	\$27,000.00
Bedrooms 2	\$859.00	\$1,766.00	\$3,300.00	\$2,358.00	\$2,639.00	\$2,682.00	\$2,439.00	\$2,200.00	\$2,425.00	\$2,664.00	\$5,446.00	\$4,676.00	\$33,454.00
Bedrooms 3	Not enough data	Not enough data	Not enough data	Not enough data	Not enough data	Not enough data	Not enough data	Not enough data	Not enough data	Not enough data	Not enough data	Not enough data	Not enough data
Bedrooms 4	Not enough data	Not enough data	Not enough data	Not enough data	Not enough data	Not enough data	Not enough data	Not enough data	Not enough data	Not enough data	Not enough data	Not enough data	Not enough data
Bedrooms 5	Not enough data	Not enough data	Not enough data	Not enough data	Not enough data	Not enough data	Not enough data	Not enough data	Not enough data	Not enough data	Not enough data	Not enough data	Not enough data
Bedrooms 6+	Not enough data	Not enough data	Not enough data	Not enough data	Not enough data	Not enough data	Not enough data	Not enough data	Not enough data	Not enough data	Not enough data	Not enough data	Not enough data

## Revenue (75th Percentile)


Bedrooms	January	February	March	April	May	June	July	August	September	October	November	December	Total
Bedrooms 1	\$2,814.00	\$1,825.00	\$2,961.00	\$2,976.00	\$2,925.00	\$2,806.00	\$2,586.00	\$2,325.00	\$2,394.00	\$2,340.00	\$5,150.00	\$6,222.00	\$37,324.00
Bedrooms 2	\$2,001.00	\$2,330.00	\$3,970.00	\$3,803.00	\$3,641.00	\$3,207.00	\$3,343.00	\$3,126.00	\$3,045.00	\$3,055.00	\$6,316.00	\$6,816.00	\$44,653.00
Bedrooms 3	Not enough data	Not enough data	Not enough data	Not enough data	Not enough data	Not enough data	Not enough data	Not enough data	Not enough data	Not enough data	Not enough data	Not enough data	Not enough data
Bedrooms 4	Not enough data	Not enough data	Not enough data	Not enough data	Not enough data	Not enough data	Not enough data	Not enough data	Not enough data	Not enough data	Not enough data	Not enough data	Not enough data
Bedrooms 5	Not enough data	Not enough data	Not enough data	Not enough data	Not enough data	Not enough data	Not enough data	Not enough data	Not enough data	Not enough data	Not enough data	Not enough data	Not enough data
Bedrooms 6+	Not enough data	Not enough data	Not enough data	Not enough data	Not enough data	Not enough data	Not enough data	Not enough data	Not enough data	Not enough data	Not enough data	Not enough data	Not enough data

## Revenue (90th Percentile)

Bedrooms	January	February	March	April	May	June	July	August	September	October	November	December	Total
Bedrooms 1	\$3,374.00	\$2,566.00	\$3,095.00	\$3,158.00	\$3,236.00	\$3,336.00	\$3,269.00	\$2,524.00	\$2,829.00	\$2,885.00	\$5,876.00	\$6,600.00	\$42,748.00
Bedrooms 2	\$3,100.00	\$2,998.00	\$4,409.00	\$4,530.00	\$5,441.00	\$4,520.00	\$3,812.00	\$3,735.00	\$3,473.00	\$4,288.00	\$8,004.00	\$8,618.00	\$56,928.00
Bedrooms 3	Not enough data	Not enough data	Not enough data	Not enough data	Not enough data	Not enough data	Not enough data	Not enough data	Not enough data	Not enough data	Not enough data	Not enough data	Not enough data
Bedrooms 4	Not enough data	Not enough data	Not enough data	Not enough data	Not enough data	Not enough data	Not enough data	Not enough data	Not enough data	Not enough data	Not enough data	Not enough data	Not enough data
Bedrooms 5	Not enough data	Not enough data	Not enough data	Not enough data	Not enough data	Not enough data	Not enough data	Not enough data	Not enough data	Not enough data	Not enough data	Not enough data	Not enough data
Bedrooms 6+	Not enough data	Not enough data	Not enough data	Not enough data	Not enough data	Not enough data	Not enough data	Not enough data	Not enough data	Not enough data	Not enough data	Not enough data	Not enough data

# KERRVILLE 2022

**DISCLAIMER:** The ultra-luxury category on AirDNA was excluded from this data in order to provide more conservative and realistic data.



# THE SHORT TERM SHOP

BROKERED BY  
**exp**<sup>TM</sup>  
REALTY

## Revenue (50th Percentile)

Bedrooms	January	February	March	April	May	June	July	August	September	October	November	December	Total
Bedrooms 1	\$1,345.00	\$1,200.00	\$2,104.00	\$2,090.00	\$1,816.00	\$1,783.00	\$2,235.00	\$1,722.00	\$1,390.00	\$1,614.00	\$3,114.00	\$3,116.00	\$23,529.00
Bedrooms 2	\$693.00	\$2,727.00	\$4,520.00	\$3,805.00	\$3,661.00	\$3,214.00	\$4,243.00	\$3,908.00	\$2,477.00	\$2,562.00	\$4,622.00	\$6,058.00	\$42,490.00
Bedrooms 3	\$1,200.00	\$2,122.00	\$2,631.00	\$4,129.00	\$2,898.00	\$3,495.00	\$4,264.00	\$2,735.00	\$2,460.00	\$3,301.00	\$4,428.00	\$3,484.00	\$37,147.00
Bedrooms 4	Not enough data	Not enough data	Not enough data	Not enough data	Not enough data	Not enough data	Not enough data	Not enough data	Not enough data	Not enough data	Not enough data	Not enough data	Not enough data
Bedrooms 5	\$1,099.00	\$2,315.00	\$3,238.00	\$6,168.00	\$3,896.00	\$9,583.00	\$12,190.00	\$7,040.00	\$6,418.00	\$5,663.00	\$8,534.00	\$10,186.00	\$76,330.00
Bedrooms 6+	Not enough data	Not enough data	Not enough data	Not enough data	Not enough data	Not enough data	Not enough data	Not enough data	Not enough data	Not enough data	Not enough data	Not enough data	Not enough data

## Revenue (75th Percentile)


Bedrooms	January	February	March	April	May	June	July	August	September	October	November	December	Total
Bedrooms 1	\$1,719.00	\$1,847.00	\$2,653.00	\$3,202.00	\$2,706.00	\$2,616.00	\$3,459.00	\$2,456.00	\$2,174.00	\$1,890.00	\$4,060.00	\$3,894.00	\$32,676.00
Bedrooms 2	\$1,644.00	\$3,388.00	\$5,091.00	\$5,072.00	\$4,253.00	\$5,740.00	\$4,771.00	\$4,373.00	\$3,496.00	\$3,312.00	\$6,326.00	\$7,106.00	\$54,572.00
Bedrooms 3	\$1,747.00	\$3,137.00	\$3,576.00	\$5,083.00	\$3,809.00	\$4,711.00	\$6,433.00	\$4,246.00	\$3,596.00	\$4,302.00	\$7,080.00	\$6,962.00	\$54,682.00
Bedrooms 4	Not enough data	Not enough data	Not enough data	Not enough data	Not enough data	Not enough data	Not enough data	Not enough data	Not enough data	Not enough data	Not enough data	Not enough data	Not enough data
Bedrooms 5	\$1,136.00	\$3,996.00	\$14,974.00	\$16,829.00	\$10,877.00	\$14,804.00	\$22,403.00	\$15,236.00	\$14,782.00	\$9,960.00	\$11,804.00	\$13,628.00	\$150,429.00
Bedrooms 6+	Not enough data	Not enough data	Not enough data	Not enough data	Not enough data	Not enough data	Not enough data	Not enough data	Not enough data	Not enough data	Not enough data	Not enough data	Not enough data

## Revenue (90th Percentile)

Bedrooms	January	February	March	April	May	June	July	August	September	October	November	December	Total
Bedrooms 1	\$2,760.00	\$2,651.00	\$3,835.00	\$3,802.00	\$3,510.00	\$2,923.00	\$3,726.00	\$2,695.00	\$2,544.00	\$3,041.00	\$5,530.00	\$4,838.00	\$41,855.00
Bedrooms 2	\$2,000.00	\$3,508.00	\$5,343.00	\$5,155.00	\$5,266.00	\$6,393.00	\$5,475.00	\$4,972.00	\$4,166.00	\$4,582.00	\$6,738.00	\$8,794.00	\$62,392.00
Bedrooms 3	\$3,019.00	\$4,598.00	\$4,424.00	\$7,268.00	\$6,185.00	\$5,482.00	\$7,475.00	\$6,171.00	\$5,304.00	\$5,358.00	\$8,426.00	\$11,362.00	\$76,072.00
Bedrooms 4	Not enough data	Not enough data	Not enough data	Not enough data	Not enough data	Not enough data	Not enough data	Not enough data	Not enough data	Not enough data	Not enough data	Not enough data	Not enough data
Bedrooms 5	\$1,136.00	\$3,996.00	\$27,254.00	\$29,620.00	\$18,063.00	\$16,848.00	\$24,868.00	\$20,851.00	\$23,044.00	\$23,857.00	\$27,010.00	\$35,460.00	\$252,007.00
Bedrooms 6+	Not enough data	Not enough data	Not enough data	Not enough data	Not enough data	Not enough data	Not enough data	Not enough data	Not enough data	Not enough data	Not enough data	Not enough data	Not enough data

# MARBLE FALLS 2022

**DISCLAIMER:** The ultra-luxury category on AirDNA was excluded from this data in order to provide more conservative and realistic data.



# THE SHORT TERM SHOP

BROKERED BY  
**exp**<sup>TM</sup>  
REALTY

## Revenue (50th Percentile)

Bedrooms	January	February	March	April	May	June	July	August	September	October	November	December	Total
Bedrooms 1	\$1,143.00	\$968.00	\$1,420.00	\$1,642.00	\$1,659.00	\$1,758.00	\$2,618.00	\$1,957.00	\$1,561.00	\$1,116.00	\$2,400.00	\$2,112.00	\$20,354.00
Bedrooms 2	\$1,547.00	\$1,450.00	\$2,984.00	\$2,845.00	\$3,226.00	\$4,290.00	\$5,006.00	\$3,292.00	\$2,465.00	\$1,950.00	\$3,668.00	\$4,080.00	\$36,803.00
Bedrooms 3	\$1,902.00	\$2,007.00	\$3,711.00	\$2,917.00	\$3,739.00	\$4,095.00	\$4,793.00	\$3,965.00	\$2,720.00	\$2,693.00	\$4,702.00	\$6,228.00	\$43,472.00
Bedrooms 4	\$1,992.00	\$3,340.00	\$4,498.00	\$5,652.00	\$6,584.00	\$6,896.00	\$5,824.00	\$5,090.00	\$2,498.00	\$4,073.00	\$7,576.00	\$7,496.00	\$61,519.00
Bedrooms 5	\$5,111.00	\$4,671.00	\$9,745.00	\$9,002.00	\$13,238.00	\$15,876.00	\$20,117.00	\$13,726.00	\$9,544.00	\$7,491.00	\$11,856.00	\$14,312.00	\$134,689.00
Bedrooms 6+	Not enough data	Not enough data	Not enough data	Not enough data	Not enough data	Not enough data	Not enough data	Not enough data	Not enough data	Not enough data	Not enough data	Not enough data	Not enough data

## Revenue (75th Percentile)

Bedrooms	January	February	March	April	May	June	July	August	September	October	November	December	Total
Bedrooms 1	\$1,891.00	\$1,617.00	\$2,003.00	\$2,327.00	\$2,128.00	\$2,618.00	\$3,402.00	\$2,825.00	\$2,464.00	\$1,308.00	\$3,456.00	\$3,350.00	\$29,389.00
Bedrooms 2	\$2,980.00	\$2,374.00	\$4,319.00	\$4,716.00	\$4,976.00	\$5,174.00	\$5,707.00	\$4,334.00	\$3,492.00	\$3,193.00	\$5,388.00	\$4,782.00	\$51,435.00
Bedrooms 3	\$2,862.00	\$3,226.00	\$4,780.00	\$4,211.00	\$4,647.00	\$6,505.00	\$7,206.00	\$5,116.00	\$4,380.00	\$3,737.00	\$5,880.00	\$7,762.00	\$60,312.00
Bedrooms 4	\$5,229.00	\$5,326.00	\$9,924.00	\$7,452.00	\$9,111.00	\$8,721.00	\$8,688.00	\$6,694.00	\$3,741.00	\$4,781.00	\$8,426.00	\$11,312.00	\$89,405.00
Bedrooms 5	\$6,999.00	\$6,856.00	\$13,096.00	\$11,298.00	\$16,624.00	\$18,451.00	\$23,647.00	\$20,304.00	\$13,272.00	\$11,422.00	\$22,848.00	\$18,594.00	\$183,411.00
Bedrooms 6+	Not enough data	Not enough data	Not enough data	Not enough data	Not enough data	Not enough data	Not enough data	Not enough data	Not enough data	Not enough data	Not enough data	Not enough data	Not enough data

## Revenue (90th Percentile)

Bedrooms	January	February	March	April	May	June	July	August	September	October	November	December	Total
Bedrooms 1	\$2,127.00	\$1,885.00	\$2,440.00	\$2,844.00	\$2,698.00	\$3,203.00	\$3,738.00	\$3,146.00	\$2,712.00	\$2,134.00	\$3,996.00	\$3,686.00	\$34,609.00
Bedrooms 2	\$4,224.00	\$4,224.00	\$5,656.00	\$5,780.00	\$5,689.00	\$5,890.00	\$6,711.00	\$5,876.00	\$4,279.00	\$4,246.00	\$7,214.00	\$6,410.00	\$66,199.00
Bedrooms 3	\$3,929.00	\$4,116.00	\$5,609.00	\$5,281.00	\$6,305.00	\$7,511.00	\$8,917.00	\$6,643.00	\$4,789.00	\$4,294.00	\$8,558.00	\$8,928.00	\$74,880.00
Bedrooms 4	\$9,608.00	\$8,959.00	\$11,986.00	\$11,000.00	\$11,664.00	\$10,035.00	\$12,134.00	\$7,721.00	\$5,874.00	\$5,875.00	\$11,474.00	\$13,476.00	\$119,806.00
Bedrooms 5	\$11,162.00	\$6,965.00	\$15,668.00	\$14,048.00	\$20,888.00	\$20,583.00	\$26,186.00	\$22,040.00	\$14,258.00	\$15,792.00	\$26,712.00	\$29,480.00	\$223,782.00
Bedrooms 6+	Not enough data	Not enough data	Not enough data	Not enough data	Not enough data	Not enough data	Not enough data	Not enough data	Not enough data	Not enough data	Not enough data	Not enough data	Not enough data

# NEW BRAUNFELS 2022

**DISCLAIMER:** The ultra-luxury category on AirDNA was excluded from this data in order to provide more conservative and realistic data.



# THE SHORT TERM SHOP

BROKERED BY  
**exp**<sup>TM</sup>  
REALTY

## Revenue (50th Percentile)

Bedrooms	January	February	March	April	May	June	July	August	September	October	November	December	Total
Bedrooms 1	\$1,447.00	\$1,627.00	\$1,916.00	\$1,959.00	\$1,920.00	\$1,937.00	\$2,440.00	\$1,828.00	\$1,544.00	\$1,908.00	\$3,290.00	\$2,622.00	\$24,438.00
Bedrooms 2	\$1,265.00	\$1,969.00	\$3,242.00	\$2,436.00	\$2,945.00	\$3,031.00	\$3,921.00	\$2,678.00	\$1,626.00	\$2,302.00	\$3,872.00	\$4,374.00	\$33,661.00
Bedrooms 3	\$1,400.00	\$1,696.00	\$3,854.00	\$2,974.00	\$3,300.00	\$4,098.00	\$5,171.00	\$3,136.00	\$3,246.00	\$3,706.00	\$4,584.00	\$5,726.00	\$42,891.00
Bedrooms 4	\$3,397.00	\$3,766.00	\$5,956.00	\$5,368.00	\$5,344.00	\$6,468.00	\$8,195.00	\$5,019.00	\$4,627.00	\$4,819.00	\$6,448.00	\$5,092.00	\$64,499.00
Bedrooms 5	\$4,240.00	\$4,385.00	\$8,330.00	\$6,955.00	\$6,342.00	\$7,480.00	\$6,404.00	\$4,234.00	\$3,927.00	\$6,370.00	\$8,584.00	\$6,196.00	\$73,447.00
Bedrooms 6+	Not enough data	Not enough data	Not enough data	Not enough data	Not enough data	Not enough data	Not enough data	Not enough data	Not enough data	Not enough data	Not enough data	Not enough data	Not enough data

## Revenue (75th Percentile)

Bedrooms	January	February	March	April	May	June	July	August	September	October	November	December	Total
Bedrooms 1	\$2,010.00	\$2,134.00	\$2,629.00	\$2,628.00	\$2,590.00	\$2,359.00	\$3,116.00	\$2,827.00	\$2,190.00	\$2,325.00	\$4,238.00	\$4,560.00	\$33,606.00
Bedrooms 2	\$1,762.00	\$2,379.00	\$4,058.00	\$3,219.00	\$3,807.00	\$4,188.00	\$4,835.00	\$4,005.00	\$3,255.00	\$3,418.00	\$5,458.00	\$6,190.00	\$46,574.00
Bedrooms 3	\$2,735.00	\$3,662.00	\$4,418.00	\$4,854.00	\$4,361.00	\$4,849.00	\$6,379.00	\$4,526.00	\$4,302.00	\$5,252.00	\$6,580.00	\$6,974.00	\$58,892.00
Bedrooms 4	\$5,965.00	\$6,056.00	\$8,518.00	\$7,037.00	\$6,195.00	\$7,472.00	\$9,794.00	\$9,414.00	\$6,841.00	\$7,025.00	\$8,758.00	\$9,404.00	\$92,479.00
Bedrooms 5	\$4,290.00	\$6,547.00	\$14,058.00	\$19,898.00	\$19,354.00	\$18,476.00	\$14,948.00	\$15,180.00	\$9,299.00	\$11,165.00	\$17,730.00	\$11,280.00	\$162,225.00
Bedrooms 6+	Not enough data	Not enough data	Not enough data	Not enough data	Not enough data	Not enough data	Not enough data	Not enough data	Not enough data	Not enough data	Not enough data	Not enough data	Not enough data

## Revenue (90th Percentile)

Bedrooms	January	February	March	April	May	June	July	August	September	October	November	December	Total
Bedrooms 1	\$2,428.00	\$2,772.00	\$2,855.00	\$3,150.00	\$3,615.00	\$3,260.00	\$3,575.00	\$3,397.00	\$2,716.00	\$2,833.00	\$5,860.00	\$5,164.00	\$41,625.00
Bedrooms 2	\$2,595.00	\$2,870.00	\$4,736.00	\$4,367.00	\$4,593.00	\$6,116.00	\$6,276.00	\$4,614.00	\$4,466.00	\$4,583.00	\$8,786.00	\$9,414.00	\$63,416.00
Bedrooms 3	\$3,397.00	\$4,312.00	\$5,975.00	\$5,645.00	\$6,508.00	\$5,964.00	\$8,227.00	\$6,424.00	\$6,033.00	\$5,805.00	\$9,944.00	\$8,690.00	\$76,924.00
Bedrooms 4	\$7,243.00	\$8,710.00	\$8,622.00	\$7,548.00	\$10,118.00	\$10,302.00	\$11,312.00	\$11,475.00	\$15,739.00	\$11,253.00	\$14,586.00	\$9,496.00	\$126,404.00
Bedrooms 5	\$18,936.00	\$10,708.00	\$45,450.00	\$42,672.00	\$31,308.00	\$36,425.00	\$25,194.00	\$16,072.00	\$11,208.00	\$19,838.00	\$25,642.00	\$17,950.00	\$301,403.00
Bedrooms 6+	Not enough data	Not enough data	Not enough data	Not enough data	Not enough data	Not enough data	Not enough data	Not enough data	Not enough data	Not enough data	Not enough data	Not enough data	Not enough data

# SAN MARCOS 2022

**DISCLAIMER:** The ultra-luxury category on AirDNA was excluded from this data in order to provide more conservative and realistic data.



# THE SHORT TERM SHOP

BROKERED BY  
**exp**<sup>TM</sup>  
REALTY

## Revenue (50th Percentile)

Bedrooms	January	February	March	April	May	June	July	August	September	October	November	December	Total
Bedrooms 1	\$1,148.00	\$1,373.00	\$2,218.00	\$2,118.00	\$1,974.00	\$2,045.00	\$2,372.00	\$1,698.00	\$1,277.00	\$1,837.00	\$2,736.00	\$3,688.00	\$24,484.00
Bedrooms 2	\$1,606.00	\$1,876.00	\$2,417.00	\$2,340.00	\$2,106.00	\$2,149.00	\$1,795.00	\$1,571.00	\$1,345.00	\$2,270.00	\$3,096.00	\$4,564.00	\$27,135.00
Bedrooms 3	\$3,454.00	\$1,827.00	\$4,475.00	\$3,122.00	\$2,775.00	\$3,454.00	\$5,274.00	\$4,080.00	\$3,010.00	\$4,755.00	\$5,728.00	\$7,648.00	\$49,602.00
Bedrooms 4	\$3,012.00	\$2,646.00	\$5,690.00	\$4,482.00	\$4,694.00	\$6,713.00	\$6,161.00	\$3,717.00	\$7,142.00	\$6,879.00	\$9,300.00	\$5,234.00	\$65,670.00
Bedrooms 5	\$4,418.00	\$3,996.00	\$12,345.00	\$9,227.00	\$9,147.00	\$13,752.00	\$17,096.00	\$13,147.00	\$12,160.00	\$9,502.00	\$15,744.00	\$20,180.00	\$140,714.00
Bedrooms 6+	Not enough data	Not enough data	Not enough data	Not enough data	Not enough data	Not enough data	Not enough data	Not enough data	Not enough data	Not enough data	Not enough data	Not enough data	Not enough data

## Revenue (75th Percentile)

Bedrooms	January	February	March	April	May	June	July	August	September	October	November	December	Total
Bedrooms 1	\$1,747.00	\$1,872.00	\$2,796.00	\$2,797.00	\$3,393.00	\$2,700.00	\$3,055.00	\$2,892.00	\$2,548.00	\$2,934.00	\$5,472.00	\$5,572.00	\$37,778.00
Bedrooms 2	\$3,251.00	\$2,268.00	\$3,541.00	\$2,763.00	\$2,768.00	\$2,622.00	\$4,416.00	\$2,779.00	\$1,941.00	\$2,614.00	\$5,402.00	\$5,430.00	\$39,795.00
Bedrooms 3	\$4,460.00	\$3,572.00	\$6,457.00	\$6,050.00	\$4,353.00	\$4,862.00	\$6,243.00	\$4,649.00	\$4,820.00	\$6,282.00	\$7,740.00	\$12,306.00	\$71,794.00
Bedrooms 4	\$6,433.00	\$3,928.00	\$8,460.00	\$5,817.00	\$6,714.00	\$7,946.00	\$10,406.00	\$6,983.00	\$8,031.00	\$9,116.00	\$14,026.00	\$12,222.00	\$100,082.00
Bedrooms 5	\$13,662.00	\$9,586.00	\$17,155.00	\$15,221.00	\$23,476.00	\$23,671.00	\$36,669.00	\$19,888.00	\$23,027.00	\$15,562.00	\$23,336.00	\$30,054.00	\$251,307.00
Bedrooms 6+	Not enough data	Not enough data	Not enough data	Not enough data	Not enough data	Not enough data	Not enough data	Not enough data	Not enough data	Not enough data	Not enough data	Not enough data	Not enough data

## Revenue (90th Percentile)

Bedrooms	January	February	March	April	May	June	July	August	September	October	November	December	Total
Bedrooms 1	\$3,236.00	\$2,199.00	\$3,340.00	\$3,203.00	\$3,886.00	\$2,911.00	\$4,254.00	\$3,360.00	\$3,788.00	\$3,605.00	\$7,588.00	\$7,586.00	\$48,956.00
Bedrooms 2	\$3,871.00	\$3,507.00	\$3,651.00	\$3,662.00	\$4,816.00	\$3,457.00	\$4,670.00	\$2,780.00	\$2,504.00	\$4,114.00	\$7,358.00	\$5,592.00	\$49,982.00
Bedrooms 3	\$5,700.00	\$5,400.00	\$8,340.00	\$7,280.00	\$5,528.00	\$7,458.00	\$8,214.00	\$6,606.00	\$6,347.00	\$6,921.00	\$10,732.00	\$14,608.00	\$93,134.00
Bedrooms 4	\$7,239.00	\$5,177.00	\$9,974.00	\$9,360.00	\$10,866.00	\$11,128.00	\$14,353.00	\$7,152.00	\$10,280.00	\$9,791.00	\$15,684.00	\$20,900.00	\$131,904.00
Bedrooms 5	\$14,769.00	\$11,082.00	\$23,246.00	\$20,810.00	\$26,205.00	\$32,643.00	\$39,072.00	\$30,878.00	\$28,296.00	\$27,422.00	\$36,096.00	\$35,326.00	\$325,845.00
Bedrooms 6+	Not enough data	Not enough data	Not enough data	Not enough data	Not enough data	Not enough data	Not enough data	Not enough data	Not enough data	Not enough data	Not enough data	Not enough data	Not enough data

# SPICEWOOD 2022

**DISCLAIMER:** The ultra-luxury category on AirDNA was excluded from this data in order to provide more conservative and realistic data.



# THE SHORT TERM SHOP

BROKERED BY  
**exp**<sup>TM</sup>  
REALTY

## Revenue (50th Percentile)

Bedrooms	January	February	March	April	May	June	July	August	September	October	November	December	Total
Bedrooms 1	\$1,290.00	\$1,171.00	\$2,009.00	\$1,897.00	\$1,795.00	\$2,174.00	\$2,324.00	\$1,623.00	\$1,550.00	\$1,688.00	\$3,416.00	\$2,728.00	\$23,665.00
Bedrooms 2	\$2,123.00	\$1,842.00	\$3,312.00	\$3,290.00	\$2,682.00	\$3,128.00	\$3,943.00	\$2,632.00	\$2,590.00	\$2,786.00	\$5,468.00	\$5,622.00	\$39,418.00
Bedrooms 3	\$2,971.00	\$2,810.00	\$4,658.00	\$4,346.00	\$4,247.00	\$4,943.00	\$5,201.00	\$4,121.00	\$3,648.00	\$3,996.00	\$7,542.00	\$6,632.00	\$55,115.00
Bedrooms 4	\$4,080.00	\$3,496.00	\$5,723.00	\$6,283.00	\$6,575.00	\$7,110.00	\$8,555.00	\$6,661.00	\$6,405.00	\$6,558.00	\$10,384.00	\$10,024.00	\$81,854.00
Bedrooms 5	\$12,680.00	\$9,495.00	\$14,158.00	\$16,696.00	\$16,972.00	\$17,618.00	\$19,086.00	\$17,950.00	\$14,714.00	\$12,298.00	\$25,736.00	\$26,928.00	\$204,331.00
Bedrooms 6+	Not enough data	Not enough data	Not enough data	Not enough data	Not enough data	Not enough data	Not enough data	Not enough data	Not enough data	Not enough data	Not enough data	Not enough data	Not enough data

## Revenue (75th Percentile)

Bedrooms	January	February	March	April	May	June	July	August	September	October	November	December	Total
Bedrooms 1	\$1,982.00	\$1,834.00	\$2,743.00	\$2,335.00	\$2,358.00	\$2,967.00	\$2,764.00	\$2,216.00	\$2,201.00	\$2,313.00	\$4,462.00	\$3,952.00	\$32,127.00
Bedrooms 2	\$3,384.00	\$3,216.00	\$4,096.00	\$4,483.00	\$3,966.00	\$3,942.00	\$4,994.00	\$3,770.00	\$3,829.00	\$4,190.00	\$7,596.00	\$7,540.00	\$55,006.00
Bedrooms 3	\$5,526.00	\$4,362.00	\$5,685.00	\$5,964.00	\$5,710.00	\$6,752.00	\$7,362.00	\$6,378.00	\$5,252.00	\$5,535.00	\$10,356.00	\$10,272.00	\$79,154.00
Bedrooms 4	\$5,553.00	\$6,461.00	\$10,540.00	\$10,070.00	\$10,058.00	\$11,875.00	\$12,842.00	\$11,896.00	\$9,407.00	\$8,496.00	\$16,306.00	\$14,494.00	\$127,998.00
Bedrooms 5	\$25,860.00	\$16,096.00	\$21,942.00	\$28,040.00	\$27,435.00	\$24,297.00	\$27,158.00	\$28,395.00	\$22,848.00	\$26,936.00	\$38,532.00	\$42,490.00	\$330,029.00
Bedrooms 6+	Not enough data	Not enough data	Not enough data	Not enough data	Not enough data	Not enough data	Not enough data	Not enough data	Not enough data	Not enough data	Not enough data	Not enough data	Not enough data

## Revenue (90th Percentile)

Bedrooms	January	February	March	April	May	June	July	August	September	October	November	December	Total
Bedrooms 1	\$2,909.00	\$2,728.00	\$3,507.00	\$3,171.00	\$4,223.00	\$3,568.00	\$3,667.00	\$3,054.00	\$2,958.00	\$3,058.00	\$6,304.00	\$6,106.00	\$45,253.00
Bedrooms 2	\$4,627.00	\$3,967.00	\$4,768.00	\$5,012.00	\$5,151.00	\$4,971.00	\$5,408.00	\$4,579.00	\$5,199.00	\$5,301.00	\$8,890.00	\$9,888.00	\$67,761.00
Bedrooms 3	\$6,947.00	\$6,509.00	\$8,436.00	\$6,713.00	\$7,877.00	\$9,240.00	\$9,084.00	\$7,351.00	\$7,757.00	\$7,201.00	\$12,852.00	\$14,108.00	\$104,075.00
Bedrooms 4	\$9,353.00	\$9,264.00	\$14,832.00	\$13,095.00	\$14,215.00	\$13,787.00	\$14,398.00	\$14,195.00	\$13,725.00	\$13,949.00	\$21,188.00	\$23,678.00	\$175,679.00
Bedrooms 5	\$30,895.00	\$23,247.00	\$27,869.00	\$33,444.00	\$34,898.00	\$37,598.00	\$41,100.00	\$36,492.00	\$33,846.00	\$31,505.00	\$60,828.00	\$68,092.00	\$459,814.00
Bedrooms 6+	Not enough data	Not enough data	Not enough data	Not enough data	Not enough data	Not enough data	Not enough data	Not enough data	Not enough data	Not enough data	Not enough data	Not enough data	Not enough data

# WIMBERLY 2022

**DISCLAIMER:** The ultra-luxury category on AirDNA was excluded from this data in order to provide more conservative and realistic data.